

Quacera Trend Report: Cannabis

January 8, 2021

Quadrants "A" and "D" are destination Quadrants

Quadrants "B" and "C" are Transition Quadrants



"A" Pos Perf & Pos Mo
 "B" Neg Perf & Pos Mo
 "C" Pos Perf & Neg Mo
 "D" Neg Perf & Neg Mo

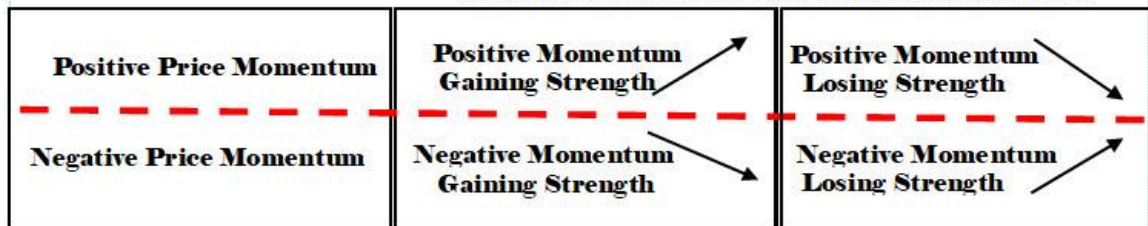
Signals are more easily reversed in transition quadrants

Company	Symbol	Price Today	QPM Score	Trend	Started	Price Start	% Change Since Start	Profile
Abbvie	ABBV	107.27	A2-2	Positive	10-Nov-20	98.87	8.50%	Integrated Pharma
Advisor Shrs Vice ETF	ACT	27.08	B1-3	Positive	4-May-20	21.23	27.56%	Cannabis & Tobacco ETF
Aerogrow Int'l	AERO	2.99	B2-3	Positive	11-Dec-20	3.09	-3.24%	Indoor Garden Systems
Agnico Eagle Mines	CPIX	3.09	B1-3	Positive	8-Jan-21	3.09	0.00%	Specialty Pharma
AmerCann	ACAN	1.06	A1-1	Positive	11-Nov-20	0.50	112.00%	Consulting -Finance
Aphria	APHA	8.57	A1-1	Positive	8-Oct-20	5.67	51.15%	Medical Cannabis Canada
Astrotech	ASTC	2.04	B2-3	Positive	6-Jan-21	1.83	11.48%	Chemical Analyzers
Aurora Cannabis	ACB	9.99	A1-1	Positive	17-Nov-20	7.20	38.75%	Cannabis Products
Avenue Therapeutics	ATXI	6.20	A1-1	Positive	18-Dec-20	6.29	-1.43%	Specialty Pharma
AXIM Biotechnologies	AXIM	0.49	D3-1	Negative	21-Oct-20	0.58	-16.36%	Financing
Cannabics Pharmaceuticals	CNBX	0.24	A1-2	Positive	12-Nov-20	0.18	27.85%	Medical Cannabis
Cannabis Sativa Inc	CBDS	0.61	A1-1	Positive	24-Nov-20	0.46	33.19%	Herbal Based Skin Care
Canopy Growth	CGC	30.17	A1-1	Positive	16-Oct-20	17.76	69.88%	Medical Cannabis
Cara Therapeutics	CARA	16.00	A3-3	Positive	16-Nov-20	15.70	1.91%	Medical R&D Opioids
Charlotte's Web Holdings	CWBHF	4.39	A1-2	Positive	2-Nov-20	3.09	42.30%	Hemp Based Products
Cresco Labs	CRLBF	11.24	A1-1	Positive	7-Oct-20	6.23	80.42%	Medical Cannabis
Cronos Grp	CRON	9.06	A1-1	Positive	28-Oct-20	5.47	65.63%	Consulting -Finance
Curaleaf Holdings	CURLF	13.61	A1-1	Positive	13-Oct-20	8.93	52.42%	Integrated Cannabis Oper
CV Sciences	CVSI	0.53	D1-1	Negative	6-Jan-21	0.55	-3.46%	Medical Cannabis
Dr Reddy's Labs	RDY	71.75	B1-2	Positive	7-Dec-20	67.60	6.14%	Integrated Pharma
Endo International	ENDP	7.06	A1-1	Positive	5-Oct-20	3.73	89.53%	Consulting Services
ESSA Pharma	EPIX	12.02	A1-1	Positive	4-Dec-20	6.73	78.60%	Small Molecule Cancer
ETFMG Alternative Harvest ETF	MJ	16.84	A1-1	Positive	5-Nov-20	12.48	34.94%	Cannabis ETF
General Cannabis	CANN	0.55	A1-1	Positive	29-Oct-20	0.40	37.97%	Security Services

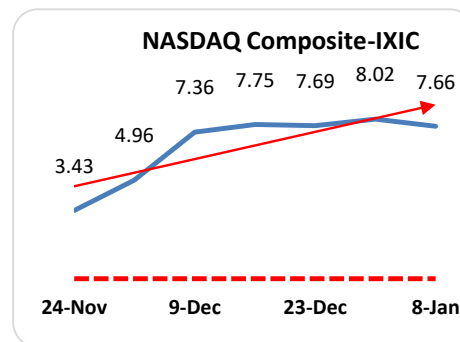
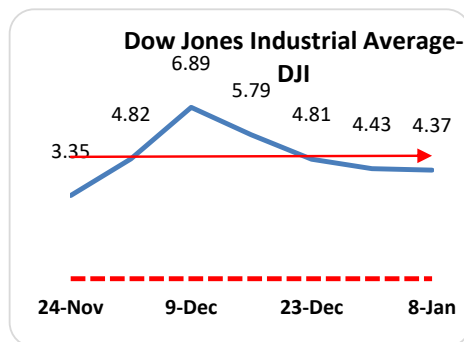
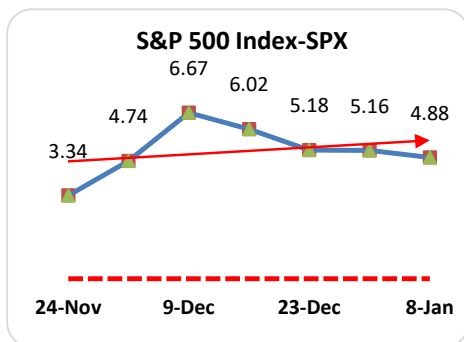
Company	Symbol	Price Today	QPM Score	Trend	Started	Price Start	% Change Since Start	Profile
Green Organic Ductchman	TGODF	0.23	C3-2	Negative	28-Dec-20	0.19	19.81%	Oils & Edibles
Green Thumb Ind	GTBIF	27.40	A1-1	Positive	5-May-20	7.20	280.56%	Integrated Cannabis Oper
GW Pharma	GWPH	128.21	A1-3	Positive	9-Nov-20	117.41	9.20%	Medical Cannabis
Harvest Health & Recreation	HRVSF	2.81	A1-1	Positive	8-Oct-20	1.39	102.04%	Processes & Retail
Helix TCS	HLIX	0.52	A1-1	Positive	19-Oct-20	0.33	59.02%	Compliance & Security
Horizons Marijuana Life Sciences Index	HMLSF	7.38	A1-1	Positive	3-Nov-20	4.94	49.49%	Cannabis ETF
Innovative Ind. Prop	IIPR	178.44	A1-1	Positive	22-May-20	80.50	121.66%	Property Leasing
Kaya Holding	KAYS	0.03	B1-2	Positive	3-Dec-20	0.04	-24.71%	Prod/Dist - Therapeutics
KBL Merger Corp IV	KBLM	4.99	D3-3	Negative	30-Oct-20	10.95	-54.43%	Private Equity
Kush Bottles	KSHB	1.18	A1-1	Positive	20-Oct-20	0.79	50.30%	Packaging Products
Leafbuyer Tech	LBUY	0.15	A1-1	Positive	20-Nov-20	0.07	120.57%	Online Systems
MariMed	MRMD	0.58	A1-1	Positive	19-Nov-20	0.17	237.21%	Consulting -Finance
mCi Inc	MCIG	0.03	B1-3	Positive	24-Dec-20	0.03	0.00%	Cannabis & Hemp Cultivation
Medicine Man Enterprises	MMNFF	0.16	A1-3	Positive	7-Jan-21	0.17	-3.43%	Integrated Cannabis Oper
MEI Pharma	MEIP	3.04	B1-3	Positive	8-Jan-21	3.04	0.00%	Cancer Drug Research
Mentor Capital	MNTR	0.13	A1-1	Positive	6-Nov-20	0.10	34.02%	Financing
Neptune Wellness	NEPT	1.84	D2-3	Negative	24-Aug-20	2.62	-29.77%	Turnkey Solutions
OrganiGram Holding	OGI	1.70	A1-1	Positive	15-Dec-20	1.42	19.72%	Cannabis Canada
Planet 13 Holding	PLNHF	6.08	A1-1	Positive	3-Jun-20	1.59	282.39%	Prod/Dist
Sundial Grower	SNDL	0.68	A1-1	Positive	20-Nov-20	0.25	168.06%	Prod/Dist - Canada
Terra Tech	TRTC	0.20	A1-1	Positive	17-Nov-20	0.08	154.19%	Cannabis Cultivation
Tilray	TLRY	11.31	A1-1	Positive	29-Oct-20	5.97	89.45%	Research & Distribution
Trulieve Cannabis	TCNNF	40.14	A1-1	Positive	27-Apr-20	10.09	297.82%	Medical Cannabis
Two Rivers Water & Farming	TURV	0.06	D2-3	Negative	2-Oct-20	0.09	-36.67%	Water Rights
Village Farms	VFF	12.51	A1-1	Positive	5-Nov-20	5.93	110.96%	Greenhouse Production
Weed Inc	BUDZ	0.25	A3-3	Positive	6-Nov-20	0.27	-9.44%	Medical Cannabis
Zyneba Pharma	ZYNE	3.49	D2-2	Negative	29-Dec-20	3.27	6.73%	Transdermal therapies
Market Averages								
Dow Jones Industrial Average	DJIA	31097.97	A2-3	Positive	22-May-20	24465.16	27.11%	
NASDAQ OTC Composite	NASDAQ	13201.98	A2-2	Positive	27-Apr-20	8730.16	51.22%	
Standard & Poor's 500 Composite	SP500	3824.68	A3-3	Positive	4-May-20	2842.74	34.54%	

Quacera Daily Momentum Summary -Cannabis

Charts are not to scale: The numbers are momentum values



Averages



Quacera Daily Momentum Summary - Cannabis

