

## Quacera Trend Report: *The "CLOUD"*



June 2, 2022

Quadrants "A" and "D" are destination Quadrants  
 Quadrants "B" and "C" are Transition Quadrants  
*Signals are more easily reversed in transition quadrants*

fc

| Column1           | Symbol | Today's Price | QPM Score | Trend    | Started   | Starting Price2 | % Change Since Start |
|-------------------|--------|---------------|-----------|----------|-----------|-----------------|----------------------|
| Adobe Systems     | ADBE   | 441.28        | C3-1      | Negative | 16-Dec-21 | 566.09          | -22.05%              |
| Akami             | AKAM   | 102.74        | D1-3      | Negative | 4-May-22  | 102.77          | -0.02%               |
| Alibaba Group     | BABA   | 97.50         | D1-2      | Negative | 17-Nov-21 | 161.58          | -39.66%              |
| Alphabet          | GOOG   | 2354.92       | D1-2      | Negative | 20-Apr-22 | 2564.91         | -8.19%               |
| Alteryx           | AYX    | 58.88         | D1-3      | Negative | 11-May-22 | 53.23           | 10.61%               |
| Amazon            | AMZN   | 2510.22       | D2-3      | Negative | 26-Apr-22 | 2787.82         | -9.96%               |
| Anaplan           | PLAN   | 65.78         | A1-2      | Positive | 21-Mar-22 | 64.60           | 1.83%                |
| Apple             | AAPL   | 151.21        | D1-2      | Negative | 27-Apr-22 | 156.57          | -3.42%               |
| Atlassian         | TEAM   | 196.62        | D3-3      | Negative | 6-Dec-21  | 353.44          | -44.37%              |
| CISCO Systems Inc | CSCO   | 45.79         | D2-3      | Negative | 31-Jan-22 | 55.67           | -17.75%              |
| Cloudflare        | NET    | 57.90         | D3-3      | Negative | 27-Apr-22 | 90.59           | -36.09%              |
| Coupage           | CPNG   | 13.18         | D3-3      | Negative | 10-Mar-22 | 18.94           | -30.41%              |
| CrowdStrike       | CRWD   | 174.02        | D1-3      | Negative | 5-May-22  | 180.98          | -3.85%               |
| Datadog           | DDOG   | 110.08        | D2-3      | Negative | 11-Mar-22 | 127.02          | -13.34%              |
| Dell Technologies | DELL   | 51.28         | C3-2      | Negative | 3-Mar-22  | 52.59           | -2.49%               |
| DocuSign          | DOCU   | 87.63         | D1-3      | Negative | 10-Nov-21 | 255.66          | -65.72%              |
| Fastly            | FSLY   | 13.01         | D3-3      | Negative | 30-Nov-21 | 40.76           | -68.08%              |
| Five9             | FIVN   | 103.57        | C3-2      | Negative | 4-May-22  | 115.15          | -10.06%              |



|                                | Symbol | Today's Price | QPM Score | Trend    | Started   | Starting Price | % Change Since Start |
|--------------------------------|--------|---------------|-----------|----------|-----------|----------------|----------------------|
| Gartner                        | IT     | 268.54        | D1-3      | Negative | 4-May-22  | 280.06         | -4.11%               |
| HubSpot                        | HUBS   | 373.17        | D2-3      | Negative | 16-Dec-21 | 650.68         | -42.65%              |
| Intel Corp                     | INTC   | 44.84         | D1-2      | Negative | 21-Apr-22 | 47.50          | -5.60%               |
| International Business Machine | IBM    | 140.15        | A2-3      | Positive | 14-Apr-22 | 126.56         | 10.74%               |
| Intuit                         | INTU   | 426.86        | D1-3      | Negative | 10-Jan-22 | 570.19         | -25.14%              |
| Microsoft Corp                 | MSFT   | 148.18        | C3-1      | Negative | 20-Jan-22 | 173.57         | -14.63%              |
| MicroStrategy                  | MSTR   | 244.46        | D3-3      | Negative | 27-Apr-22 | 385.78         | -36.63%              |
| NVIDIA                         | NVDA   | 195.92        | D2-3      | Negative | 20-Apr-22 | 214.82         | -8.80%               |
| Okta                           | OKTA   | 93.68         | D3-3      | Negative | 23-Nov-21 | 215.64         | -56.56%              |
| Oracle                         | ORCL   | 73.14         | D1-2      | Negative | 22-Apr-22 | 76.21          | -4.03%               |
| PagerDuty                      | PD     | 27.43         | D2-3      | Negative | 27-Apr-22 | 29.45          | -6.86%               |
| Palo Alto Networks             | PANW   | 517.34        | D1-3      | Negative | 9-May-22  | 459.51         | 12.59%               |
| Paycom Software                | PAYC   | 303.10        | D1-2      | Negative | 20-Apr-22 | 311.90         | -2.82%               |
| Qualys                         | QLYS   | 133.84        | C3-2      | Negative | 11-May-22 | 112.45         | 19.02%               |
| RingCentral                    | RNG    | 67.98         | D3-3      | Negative | 29-Nov-21 | 222.08         | -69.39%              |
| Salesforce .com                | CRM    | 188.40        | D1-3      | Negative | 7-Dec-21  | 266.99         | -29.44%              |
| SAP SE                         | SAP    | 102.12        | D1-2      | Negative | 24-Jan-22 | 133.72         | -23.63%              |
| Segate Tech                    | STX    | 84.64         | D1-2      | Negative | 7-Mar-22  | 100.09         | -15.44%              |
| ServiceNow                     | NOW    | 504.80        | D1-2      | Negative | 4-Mar-22  | 547.07         | -7.73%               |
| Shopify                        | SHOP   | 398.87        | D3-3      | Negative | 16-Dec-21 | 1326.88        | -69.94%              |
| Snowflake                      | SNOW   | 138.24        | D3-3      | Negative | 31-Dec-21 | 338.75         | -59.19%              |
| Splunk                         | SPLK   | 108.44        | D1-3      | Negative | 3-May-22  | 121.98         | -11.10%              |
| Tencent Holdings               | TCEHY  | 46.81         | D1-1      | Negative | 25-Feb-22 | 54.49          | -14.09%              |
| The Trade Desk                 | TTD    | 54.61         | D2-3      | Negative | 7-Mar-22  | 66.11          | -17.40%              |



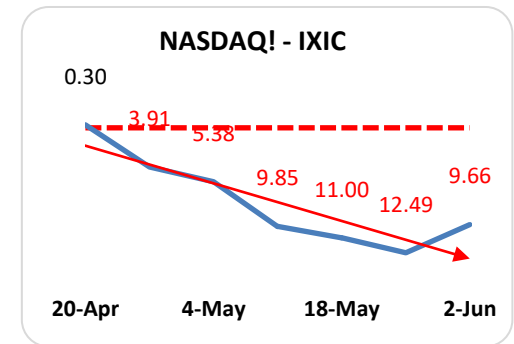
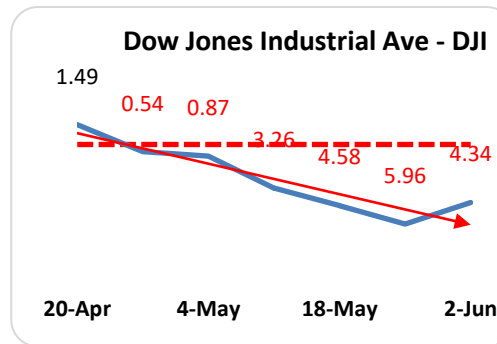
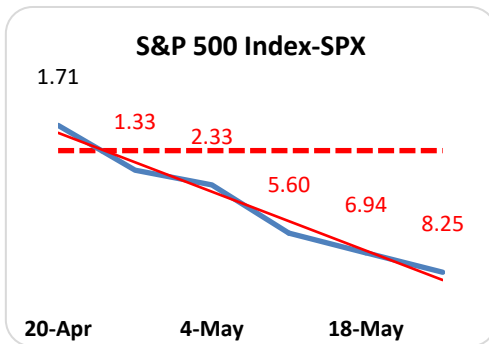
|                                 | Symbol | Today's Price | QPM Score | Trend    | Started                                       | Starting Price | % Change Since Start |
|---------------------------------|--------|---------------|-----------|----------|---|----------------|----------------------|
| Twilio                          | TWLO   | 109.21        | D3-3      | Negative | 20-Aug-21                                     | 340.93         | -67.97%              |
| Veeva Systems                   | VEEV   | 192.55        | C3-3      | Negative | 24-Nov-21                                     | 291.00         | -33.83%              |
| Vmware                          | VMW    | 131.69        | A2-3      | Positive | 2-Jun-22                                      | 131.69         | 0.00%                |
| Workday                         | WDAY   | 169.44        | D3-3      | Negative | 20-Dec-21                                     | 269.70         | -37.17%              |
| Zendesk                         | ZEN    | 93.80         | D1-3      | Negative | 11-May-22                                     | 98.87          | -5.13%               |
| Zoom Video Communications       | ZM     | 112.24        | D1-2      | Negative | 26-Aug-21                                     | 340.63         | -67.05%              |
| Zscaler                         | ZS     | 160.84        | D3-3      | Negative | 3-Jan-22                                      | 301.83         | -46.71%              |
| <b>ETF &amp; FUNDS</b>          |        |               |           |          |   |                |                      |
| Global X Cloud Computing ETF    | CLOU   | 18.57         | D1-3      | Negative | 21-Apr-22                                     | 20.16          | -7.89%               |
| WisdomTree Cloud Computing Fund | WCLD   | 32.06         | D2-3      | Negative | 30-Nov-21                                     | 56.29          | -43.04%              |
| Dow Jones Industrial Ave.       | DJIA   | 33248.28      | D1-1      | Negative | 27-Apr-22                                     | 33301.93       | -0.16%               |
| NASDAQ OTC Composite            | NASDAQ | 12316.90      | D2-2      | Negative | 21-Apr-22                                     | 13174.65       | -6.51%               |
| S&P 500 Composite               | SP500  | 4176.82       | C3-2      | Negative | 26-Apr-22                                     | 4175.20        | 0.04%                |
| Quacera L.L.C.                  |        |               |           |          | www.glenn@quacera.com<br>www.john@quacera.com |                |                      |

## Quacera Daily Momentum Summary -The "CLOUD" Components

Charts are not to scale: The numbers are momentum values



### Averages



## The "CLOUD" Components

