

Quacera L.L.C.

New Perspectives for Investment Decisions



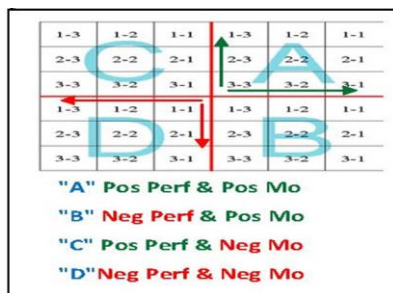
Quacera Core Investments - Daily Trend Report

February 28, 2020

Quadrants "A" and "D" are Destination Quadrants

Quadrants "B" and "C" are Transition Quadrants

Signals are more easily reversed in transition quadrants



ETF	Symbol	Price Today	QPM Score	Trend	Date Started	Price Start	%Chg Since Start
Large Cap							
SPDR S & P 500	SPY	296.26	D1-1	Negative	28-Feb-20	296.26	0.00%
iShr S&P 500 Growth	IVW	184.56	B1-3	Positive	30-Oct-19	183.72	0.46%
iShr S & P 500 Value	IVE	114.63	D2-1	Negative	25-Feb-20	122.59	-6.49%
Small Cap							
iShr Russell 2000 Index	IWM	146.33	D1-1	Negative	25-Feb-20	156.31	-6.38%
iShr Russell 2000 Growth	IWO	197.03	D1-1	Negative	28-Feb-20	197.03	0.00%
Russell 2000 Value	IWN	110.11	D2-1	Negative	21-Feb-20	125.71	-12.41%
International							
MSCI EAFE	EFV	43.93	D2-2	Negative	31-Jan-20	47.81	-8.12%
iShr MSCI Emerging Markets	ADRE	40.13	D1-1	Negative	20-Feb-20	43.14	-6.97%
Bonds							
iShr Core Aggregate	AGG	116.22	A3-3	Positive	13-Jan-20	112.91	2.93%
SPDR Barclays Capital High Yield	JNK	106.97	D1-1	Negative	27-Feb-20	106.62	0.33%
Market Averages							
Dow Jones Industrial Average	DJIA	25409.36	D1-1	Negative	27-Feb-20	25766.64	-1.39%
Standard & Poor's 500 Composite	SP500	2954.22	D1-1	Negative	28-Feb-20	2954.22	0.00%

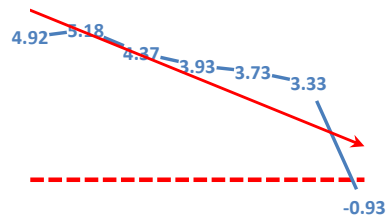
Quacera L.L.C.

New Perspectives for Investment Decisions

Quacera Daily Momentum Summary -Core Portfolio

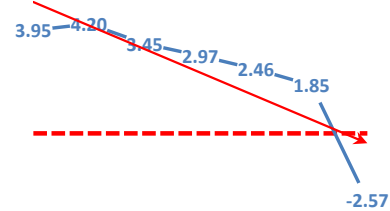
Averages

S&P 500 INDEX-SPX



15-Jan 23-Jan 30-Jan 6-Feb 13-Feb 21-Feb 28-Feb

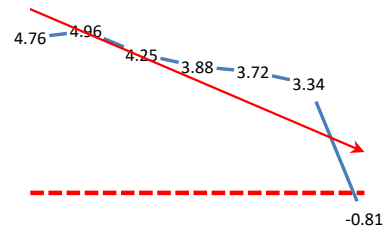
DOW JONES INDUSTRIAL AVERAGE-DJI



15-Jan 23-Jan 30-Jan 6-Feb 13-Feb 21-Feb 28-Feb


Core Portfolio Positions - Large Cap

SPDR S&P 500-SPY



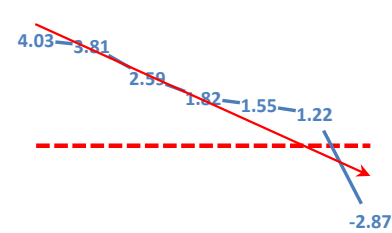
15-Jan 23-Jan 30-Jan 6-Feb 13-Feb 21-Feb 28-Feb

ISHR S&P 500 GROWTH-IVW



15-Jan 23-Jan 30-Jan 6-Feb 13-Feb 21-Feb 28-Feb

ISHR S&P 500 VALUE-IVE



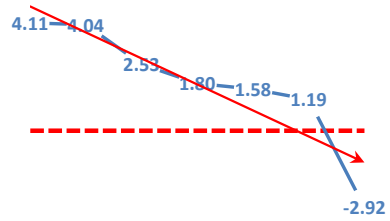
15-Jan 23-Jan 30-Jan 6-Feb 13-Feb 21-Feb 28-Feb

Quacera L.L.C.

New Perspectives for Investment Decisions

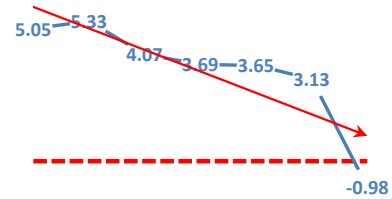
Core Portfolio Positions - Small Cap

RUSSELL 2000 ISHRS-IWM



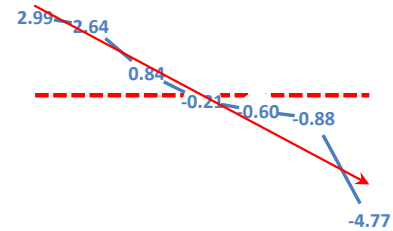
15-Jan 23-Jan 30-Jan 6-Feb 13-Feb 21-Feb 28-Feb

ISHR RUSSELL 2000 GROWTH-IWO



15-Jan 23-Jan 30-Jan 6-Feb 13-Feb 21-Feb 28-Feb

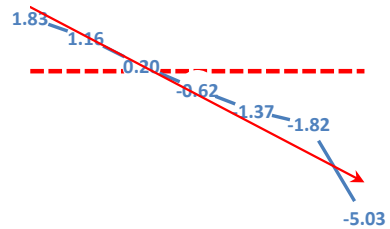
ISHR RUSSELL 2000 VALUE-IWN



15-Jan 23-Jan 30-Jan 6-Feb 13-Feb 21-Feb 28-Feb

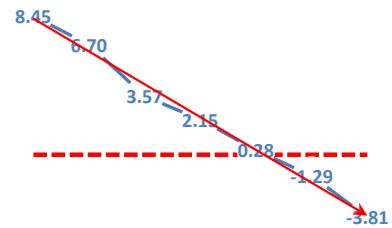
Core Portfolio Positions - International

MSCI EAFE VALUE -EFV



15-Jan 23-Jan 30-Jan 6-Feb 13-Feb 21-Feb 28-Feb

EMERGING MARKETS 50 ADR - ADRE



15-Jan 23-Jan 30-Jan 6-Feb 13-Feb 21-Feb 28-Feb