

# Quacera L.L.C.

*New Perspectives for Investment Decisions*



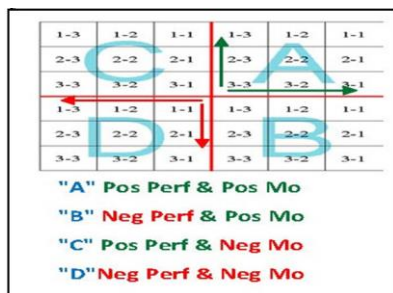
## Quacera Core Investments - Daily Trend Report

November 20, 2020

Quadrants "A" and "D" are Destination Quadrants

Quadrants "B" and "C" are Transition Quadrants

*Signals are more easily reversed in transition quadrants*



ETF	Symbol	Price Today	QPM Score	Trend	Date Started	Price Start	%Chg Since Start
<b>Large Cap</b>							
SPDR S & P 500	SPY	355.33	B1-3	Positive	4-May-20	283.59	25.30%
iShr S&P 500 Growth	IVW	60.36	B1-3	Positive	20-Oct-20	59.18	1.99%
iShr S & P 500 Value	IVE	122.44	B1-3	Positive	15-Oct-20	116.33	5.25%
<b>Small Cap</b>							
iShr Russell 2000 Index	IWM	177.50	A2-2	Positive	1-Oct-20	152.14	16.67%
iShr Russell 2000 Growth	IWO	256.04	A2-2	Positive	6-May-20	180.55	41.81%
Russell 2000 Value	IWN	120.99	A2-2	Positive	8-Oct-20	108.48	11.53%
<b>International</b>							
MSCI EAFE	EFV	45.83	A3-2	Positive	9-Nov-20	43.64	5.02%
iShr MSCI Emerging Markets	ADRE	53.26	A2-2	Positive	1-Jun-20	37.36	42.56%
<b>Bonds</b>							
iShr Core Aggregate	AGG	118.29	D1-1	Negative	4-Sep-20	118.10	0.16%
SPDR Barclays Capital High Yield	JNK	107.10	B1-3	Positive	15-Oct-20	105.34	1.67%
<b>Market Averages</b>							
Dow Jones Industrial Average	DJIA	29263.48	A3-3	Positive	22-May-20	24465.16	19.61%
Standard & Poor's 500 Composite	SP500	3557.54	A3-3	Positive	4-May-20	2842.74	25.14%

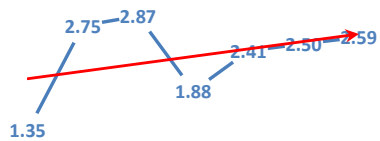
# Quacera L.L.C.

New Perspectives for Investment Decisions

## Quacera Daily Momentum Summary -Core Portfolio

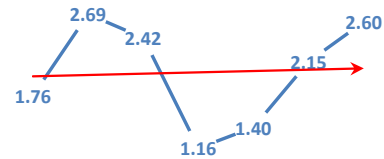
### Averages

S&P 500 INDEX-SPX



9-Oct 16-Oct 23-Oct 30-Oct 6-Nov 13-Nov 20-Nov

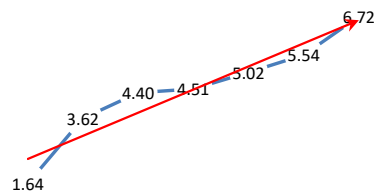
DOW JONES INDUSTRIAL AVERAGE-DJI



9-Oct 16-Oct 23-Oct 30-Oct 6-Nov 13-Nov 20-Nov

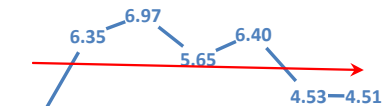
### Core Portfolio Positions - Large Cap

SPDR S&P 500-SPY




9-Oct 16-Oct 23-Oct 30-Oct 6-Nov 13-Nov 20-Nov

ISHR S&P 500 GROWTH-IVW



9-Oct 16-Oct 23-Oct 30-Oct 6-Nov 13-Nov 20-Nov

ISHR S&P 500 VALUE-IVE



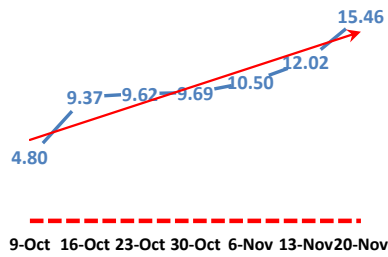
9-Oct 16-Oct 23-Oct 30-Oct 6-Nov 13-Nov 20-Nov

# Quacera L.L.C.

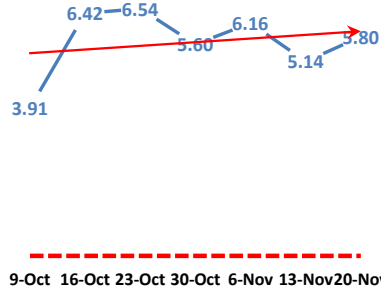
*New Perspectives for Investment Decisions*

## Core Portfolio Positions - Small Cap

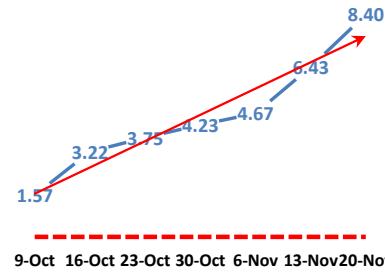
### RUSSELL 2000 ISHRS-IWM



### ISHR RUSSELL 2000 GROWTH-IWO

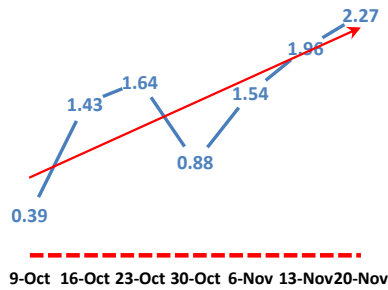


### ISHR RUSSELL 2000 VALUE-IWN



## Core Portfolio Positions - International

### MSCI EAFE VALUE -EFV



### EMERGING MARKETS 50 ADR - ADRE

