

Quacera L.L.C.

New Perspectives for Investment Decisions



Quacera Core Investments - Daily Trend Report

August 16, 2019

ETF	Symbol	Price Today	QPM Score	Trend	Date Started	Price Start	%Chg Since Start
Large Cap							
SPDR S & P 500	SPY	288.85	C3-1	Negative	15-Aug-19	284.65	1.48%
iShr S&P 500 Growth	IVW	177.63	C3-1	Negative	16-Aug-19	177.63	0.00%
iShr S & P 500 Value	IVE	114.04	C3-1	Negative	15-Aug-19	112.09	1.74%
Small Cap							
iShr Russell 2000 Index	IWM	148.63	D1-1	Negative	7-Aug-19	149.42	-0.53%
iShr Russell 2000 Growth	IWO	194.86	C3-1	Negative	14-Aug-19	191.76	1.62%
Russell 2000 Value	IWN	113.82	D1-1	Negative	2-Aug-19	117.31	-2.98%
International							
MSCI EAFE	EFV	44.53	D1-1	Negative	17-May-19	48.21	-7.63%
iShr MSCI Emerging Markets	ADRE	37.80	D1-1	Negative	5-Aug-19	36.55	3.42%
Bonds							
iShr Core Aggregate	AGG	113.67	A3-3	Positive	11-Dec-18	105.58	7.66%
SPDR Barclays Capital High Yield	JNK	107.48	D1-1	Negative	14-Aug-19	106.76	0.67%
Market Averages							
Dow Jones Industrial Average	DJIA	25886.01	C3-1	Negative	14-Aug-19	25479.42	1.60%
Standard & Poor's 500 Composite	SP500	2888.68	D1-1	Negative	15-Aug-19	2847.60	1.44%

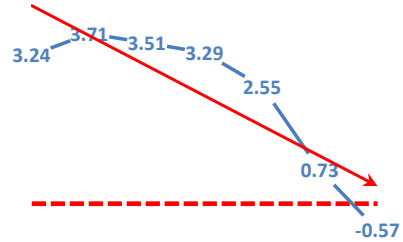
Quacera L.L.C.

New Perspectives for Investment Decisions

Quacera Daily Momentum Summary -Core Portfolio

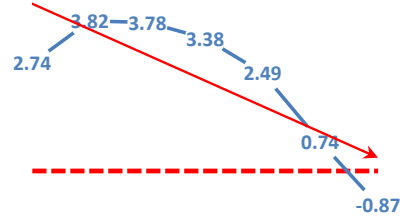
Averages

S&P 500 INDEX-SPX



5-Jul 12-Jul 19-Jul 26-Jul 2-Aug 9-Aug 16-Aug

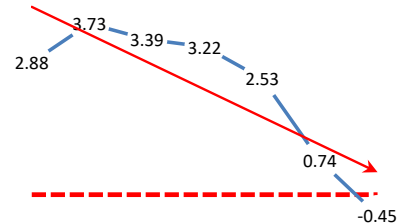
DOW JONES INDUSTRIAL AVERAGE-DJI



5-Jul 12-Jul 19-Jul 26-Jul 2-Aug 9-Aug 16-Aug

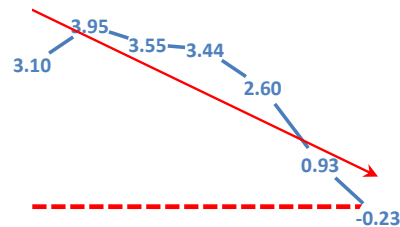
Core Portfolio Positions - Large Cap

SPDR S&P 500-SPY



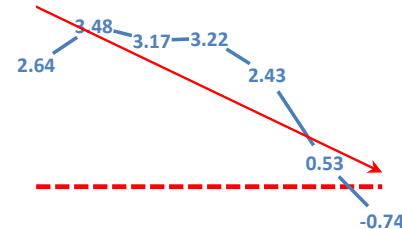
5-Jul 12-Jul 19-Jul 26-Jul 2-Aug 9-Aug 16-Aug

ISHR S&P 500 GROWTH-IVW



5-Jul 12-Jul 19-Jul 26-Jul 2-Aug 9-Aug 16-Aug

ISHR S&P 500 VALUE-IVE



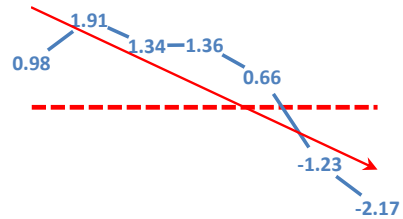
5-Jul 12-Jul 19-Jul 26-Jul 2-Aug 9-Aug 16-Aug

Quacera L.L.C.

New Perspectives for Investment Decisions

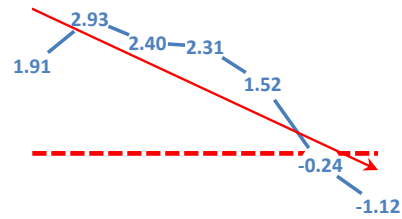
Core Portfolio Positions - Small Cap

RUSSELL 2000 ISHRS-IWM



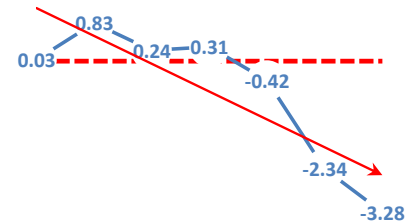
5-Jul 12-Jul 19-Jul 26-Jul 2-Aug 9-Aug 16-Aug

ISHR RUSSELL 2000 GROWTH-IWO



5-Jul 12-Jul 19-Jul 26-Jul 2-Aug 9-Aug 16-Aug

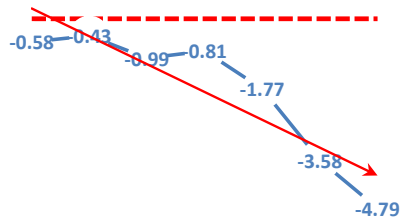
ISHR RUSSELL 2000 VALUE-IWN



5-Jul 12-Jul 19-Jul 26-Jul 2-Aug 9-Aug 16-Aug

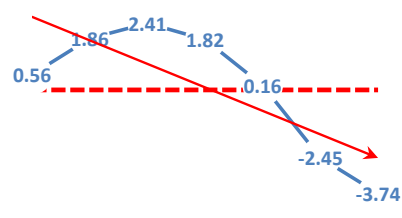
Core Portfolio Positions - International

MSCI EAFE VALUE -EFV



5-Jul 12-Jul 19-Jul 26-Jul 2-Aug 9-Aug 16-Aug

EMERGING MARKETS 50 ADR - ADRE



5-Jul 12-Jul 19-Jul 26-Jul 2-Aug 9-Aug 16-Aug

Quacera L.L.C.

New Perspectives for Investment Decisions