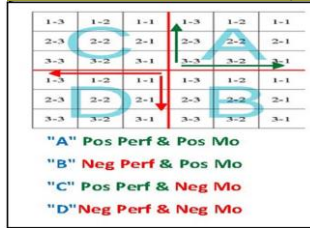


Quacera Trend Report: Crypto Currency

June 1, 2022



Quadrants "A" and "D" are destination Quadrants
 Quadrants "B" and "C" are Transition Quadrants
 Signals are more easily reversed in transition quadrants

Companies and ETFs

| Name | Symbol | Today's Price | QPM | Trend | Started | Starting Price2 | % Change Since Start | Notes |
|--------------------------------|----------|---------------|------|----------|-----------|-----------------|----------------------|---------------------------|
| Arto Blockchain plc | ARBKF | 0.59 | D3-3 | Negative | 6-Dec-21 | 1.35 | -56.30% | Contract Markets |
| Avalanche USD | AVAX | 23.90 | D3-3 | Negative | 25-Apr-22 | 71.82 | -66.72% | Crypto Currency |
| BIG Digital Assets | BBKCF | 0.38 | D3-3 | Negative | 13-Dec-21 | 0.91 | -58.67% | Bit Coin Mining |
| Bit Digital | BTBT | 1.61 | D3-3 | Negative | 23-Nov-21 | 9.53 | -83.11% | Crypto Currency |
| Bit Mining Ltd | BTCM | 2.01 | D3-3 | Negative | 10-Nov-21 | 8.00 | -74.88% | Digital Payments |
| Bitcoin | BTC-USD | 29698.46 | D3-3 | Negative | 27-Apr-22 | 39107.71 | -24.06% | Digital Trading Platform |
| Bitfarms | BTF | 1.88 | D3-3 | Negative | 16-Dec-21 | 4.90 | -61.63% | Crypto Mining |
| Bitwise Crypto Innovator (ETF) | BITQ | 8.13 | D1-1 | Negative | 20-Apr-22 | 23.49 | 8.39% | Crypto Mining |
| Canaan | CAN | 3.57 | D3-3 | Negative | 21-Apr-22 | 3.95 | -9.62% | Trading Company |
| CME Group | CME | 199.37 | D1-3 | Negative | 22-Apr-22 | 222.92 | -10.56% | Crypto Currency |
| Coinbase | COIN | 68.63 | D3-3 | Negative | 14-Dec-21 | 255.86 | -73.18% | Digital Fund |
| Dogecoin USD | DOGE-USD | 0.08 | D3-3 | Negative | 9-May-22 | 0.11 | -26.54% | Asset Manager |
| Ethereum - USD | ETH-USD | 1802.11 | D3-3 | Negative | 3-May-22 | 2795.02 | -35.52% | Digital Trading Platform |
| Galaxy Digital Hldgs | BRPHF | 5.63 | D3-3 | Negative | 26-Apr-22 | 11.15 | -49.55% | Crypto Currency |
| Grayscale Digital LC Fund | GDLC | 10.65 | D3-3 | Negative | 9-Nov-21 | 32.90 | -67.63% | Crypto Fin'I Applications |
| Grayscale Ethereum | ETHE | 11.96 | D3-3 | Negative | 26-Apr-22 | 20.36 | -41.26% | Crypto ETF |
| Robinhood Markets | HOOD | 9.37 | D3-3 | Negative | 20-Oct-21 | 41.83 | -77.60% | Digital Brokerage |
| KR 1 plc | KROEF | 0.38 | D3-3 | Negative | 24-Nov-21 | 1.92 | -80.21% | Crypto Validation |
| Marathon Digital Hldg | MARA | 9.22 | D3-3 | Negative | 12-Apr-22 | 21.16 | -56.43% | Crypto Mining |
| PayPal | PYPL | 82.48 | D3-3 | Negative | 27-Sep-21 | 273.39 | -69.83% | Crypto Mining |
| Polkadot USD | DOT_USD | 9.43 | D3-3 | Negative | 27-Apr-22 | 16.95 | -44.38% | Digital Trading Platform |
| Riot Blockchain | RIOT | 6.52 | D3-3 | Negative | 20-Apr-22 | 13.95 | -53.26% | Digital Trading Platform |
| Solana USD | SOL_USD | 41.09 | D3-3 | Negative | 3-May-22 | 85.84 | -52.13% | Digital Trading Platform |
| Square | SQ | 81.91 | D3-3 | Negative | 26-Apr-22 | 100.47 | -18.47% | Payments Process |
| Voyger Digital Ltd | VYGVF | 2.43 | D3-3 | Negative | 15-Dec-21 | 12.60 | -80.75% | Crypto Mining |

MarketAverages

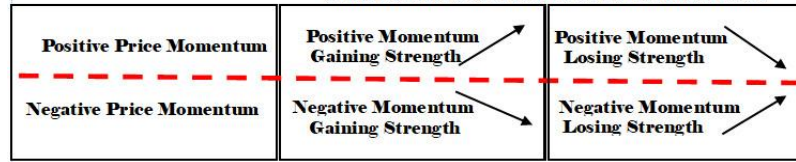
| | | | | | | | |
|---------------------------|--------|----------|------|----------|-----------|----------|--------|
| Dow Jones Industrial Ave. | DJIA | 32813.23 | D1-1 | Negative | 27-Apr-22 | 33301.93 | -1.47% |
| NASDAQ OTC Composite | NASDAQ | 11994.46 | D2-3 | Negative | 21-Apr-22 | 13174.65 | -8.96% |
| S&P 500 Composite | SP500 | 4101.23 | D1-2 | Negative | 26-Apr-22 | 4175.20 | -1.77% |

Quacera L.L.C.
 417 Mace Blvd Suite J #135 Davis, Ca 95618
 530 758-9394

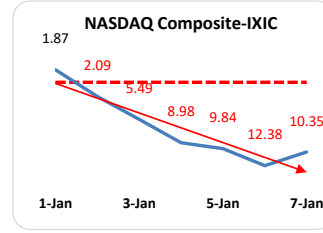
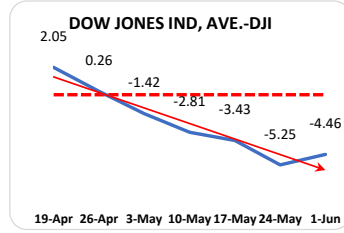
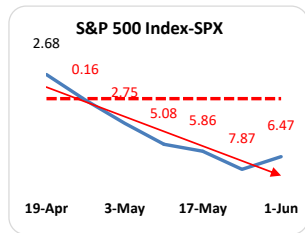
Glenn Holderreed - glenn@quacera.com
 John King - john@quacera.com

Quacera Daily Momentum Summary -Crypto Currency

Charts are not to scale: The numbers are momentum values



Averages



CRYPTO CURRENCY STOCKS

