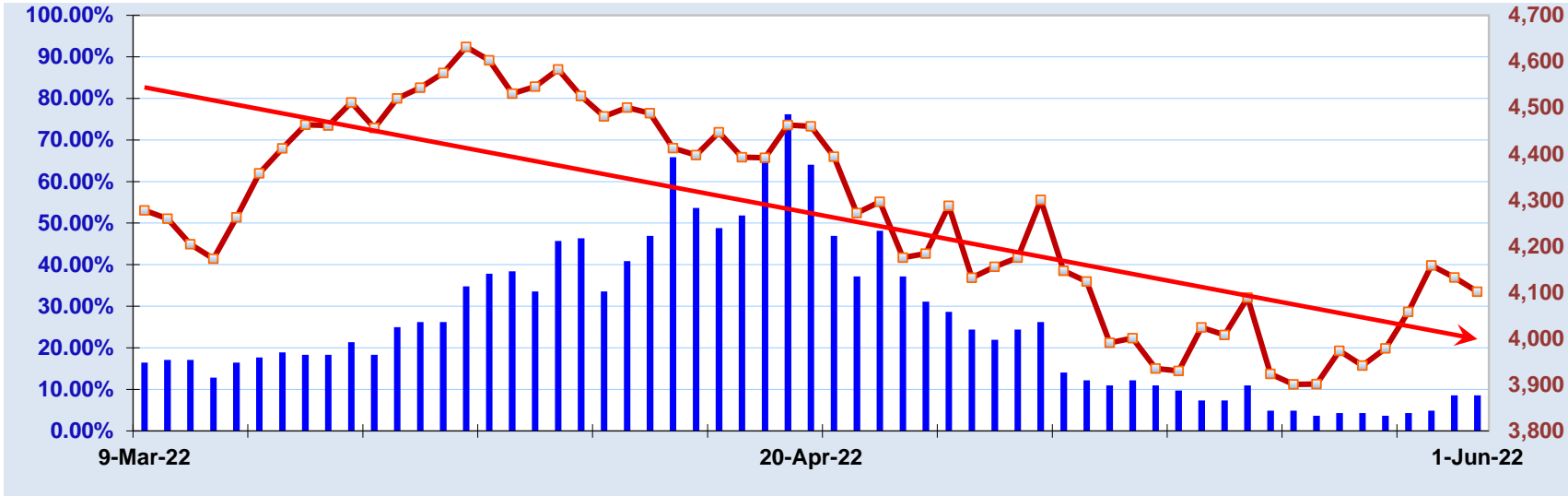


The Quacera ETF Trend Report

June 1, 2022

% Positive Momentum 8.54%

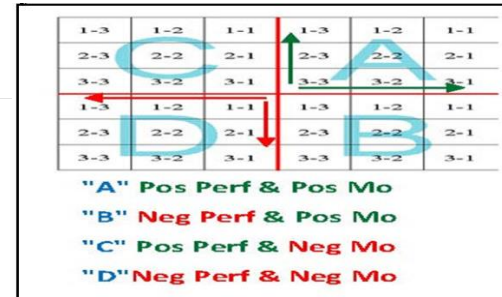
S&P 500



Quacera Positive Momentum Box Scores

U.S. Sectors and Industries

Basic Materials, Industrial, and Transport	7.14%
Consumer Related	0.00%
Energy	87.50%
Finance	0.00%
Healthcare	0.00%
Technology	0.00%
Telecommunication	0.00%
Utilities	80.00%
SPDR Sectors	22.22%



Quadrants "A" and "D" are destination Quadrants

Quadrants "B" and "C" are Transition Quadrants

Signals are more easily reversed in transition quadrants

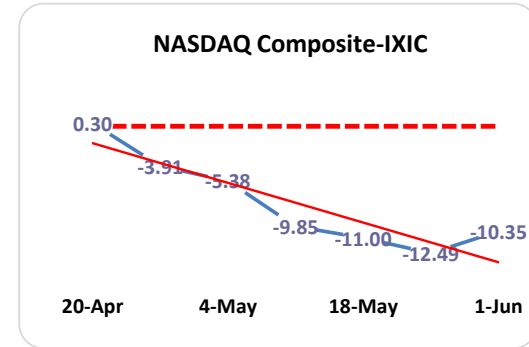
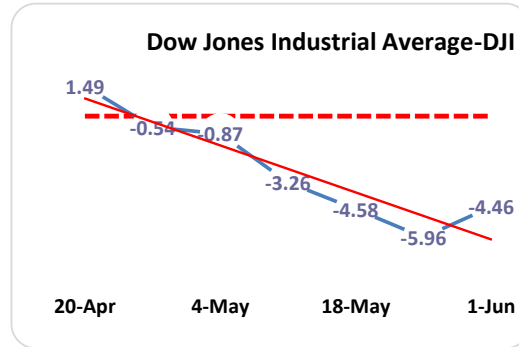
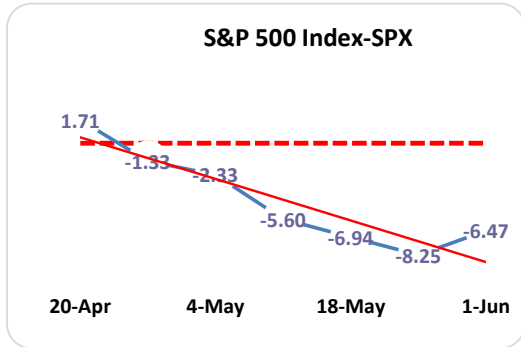
Investment Styles

Small - Cap	0.00%
Mid - Cap	0.00%
Large - Cap	0.00%
Growth	0.00%
Value	0.00%
Income	25.00%

International

Americas	0.00%
Asia	0.00%
Europe	0.00%
Global Composites	0.00%

Quacera Early Warning Momentum Tracking : The Averages



June 1, 2022

Symbol	Today's Price	QPM Score	Trend	Trend Started	Starting Price	% Change Since Start	Days Open
--------	---------------	-----------	-------	---------------	----------------	----------------------	-----------

Market Capitalization

MICRO CAP

iShare Rus Micro Cap	IWC	114.64	D2-2	Negative	20-Apr-22	127.24	-9.90%	42
FT DJ MicroCap	FDM	56.63	D1-2	Negative	1-Apr-22	60.52	-6.42%	61

SMALL CAP

Russell 2000 iShrs	IWM	184.26	D1-2	Negative	20-Apr-22	202.33	-8.93%	42
iShare SP SmCap 600	IJR	101.00	C3-2	Negative	20-Apr-22	107.55	-6.09%	42
MS Small Core	JKJ	231.19	B1-3	Positive	7-Oct-20	165.85	39.40%	602
VG Small Cap	VB	193.65	D1-2	Negative	21-Apr-22	207.56	-6.70%	41

MID -CAP

iShare SP MidCap 400	IJH	249.04	C3-2	Negative	26-Apr-22	251.30	-0.90%	36
Mid Cap S&P iShr	MDY	455.41	C3-2	Negative	26-Apr-22	459.46	-0.88%	36
iShare Rus Midcap	IWR	71.35	C3-2	Negative	27-Apr-22	73.03	-2.30%	35
MS MidCore	JKG	251.08	B1-3	Positive	22-May-20	173.57	44.66%	740
VG Midcap	VO	215.79	D1-2	Negative	27-Apr-22	222.00	-2.80%	35

LARGE CAP

SPDR Dow Jones Industrial Trust	DIA	328.36	C3-1	Negative	27-Apr-22	333.03	-1.40%	35
iShare Russell 1000	IWB	225.63	D1-2	Negative	26-Apr-22	230.18	-1.98%	36
iShare SP 100	OEF	186.33	D1-2	Negative	26-Apr-22	189.83	-1.84%	36
iShare SP 500	IVV	411.51	D1-2	Negative	26-Apr-22	417.89	-1.53%	36
PwrShr QQQ Trust	QQQ	306.00	D1-2	Negative	21-Apr-22	334.15	-8.42%	41
MS Lg Core	JKD	221.91	B1-3	Positive	6-May-20	159.26	39.34%	756
NASDAQ Comp	ONEQ	46.96	D1-3	Negative	21-Apr-22	51.44	-8.71%	41
SPDR S&P 500	SPY	409.59	C3-2	Negative	26-Apr-22	416.10	-1.56%	36
PS Dynamic Mkt	PWC	104.34	D1-2	Negative	21-Apr-22	111.98	-6.82%	41
Rydex SP Equal	RSP	147.35	C3-2	Negative	27-Apr-22	149.47	-1.42%	35
Rydex Russell Top 50	XLG	309.46	D1-2	Negative	26-Apr-22	316.83	-2.33%	36
VG Large Cap	VV	187.13	D1-2	Negative	26-Apr-22	191.15	-2.10%	36

June 1, 2022

	Symbol	Today's Price	QPM Score	Trend	Trend Started	Starting Price	% Change Since Start	Days Open
BROAD MARKET								
iShare DJ Total Mkt	IYY	100.30	D1-2	Negative	26-Apr-22	102.39	-2.04%	36
iShre Russell 3000	IWV	236.47	D1-2	Negative	26-Apr-22	241.04	-1.90%	36
Van guard Extended Mkt	VXF	143.64	D1-2	Negative	21-Apr-22	157.74	-8.94%	41
Vanguard Total Market VIPERs	VTI	205.00	D1-2	Negative	26-Apr-22	209.25	-2.03%	36

Value

SMALL CAP

Russell 2000 iShrs	IWN	151.40	C3-1	Negative	21-Apr-22	158.45	-4.45%	41
iShare SmCap 600 Barra Val	IJS	97.84	C3-1	Negative	21-Apr-22	101.85	-3.94%	41
MS Sm Cap	JKL	172.73	B1-3	Positive	8-Oct-20	115.35	49.75%	601
Vanguard Small-Cap Value	VBR	166.92	C3-1	Negative	27-Apr-22	166.32	0.36%	35

MID -CAP

iShr Mid-Cap 400 Value	IJJ	103.60	C3-1	Negative	26-Apr-22	103.39	0.20%	36
iShr Russell Mid-Cap Value	IWS	113.61	C3-1	Negative	28-Apr-22	115.90	-1.98%	34
MS MidCap Value	JKI	185.78	B1-3	Positive	8-Oct-20	139.34	33.33%	601

LARGE CAP

iShr Russell 1000 Value	IWD	158.33	C3-1	Negative	28-Apr-22	161.27	-1.82%	34
iShr S&P 500 Value	IVE	149.23	C3-1	Negative	5-May-22	149.28	-0.03%	27
MS Lg Cap Val	JKF	122.19	B1-3	Positive	5-Nov-20	100.63	21.42%	573
PS Lg Cap Value	PWV	47.73	C3-1	Negative	5-May-22	47.57	0.35%	27
VG Value	VTV	142.96	C3-1	Negative	5-May-22	142.57	0.27%	27

BROAD MARKET

iShr U.S.Core Value	IUSV	72.60	D1-1	Negative	29-Apr-22	72.03	0.79%	33
---------------------	------	-------	------	----------	-----------	-------	-------	----

June 1, 2022

	Symbol	Today's Price	QPM Score	Trend	Trend Started	Starting Price	% Change Since Start	Days Open
Growth								
SMALL CAP								
iShr Russell 2000 Growth	IWO	218.48	D1-3	Negative	20-Apr-22	247.89	-11.86%	42
iShare SP 600 Bara Growth	IJT	114.44	D1-2	Negative	18-Jan-22	129.43	-11.58%	134
Vanguard Small-Cap Growth	VBK	212.31	D1-3	Negative	21-Apr-22	235.52	-9.85%	41
MID -CAP								
iShr Mid-Cap 400 Growth	IJK	70.36	D1-2	Negative	21-Apr-22	75.88	-7.27%	41
iShr Russell Mid-Cap Growth	IWP	84.66	D1-3	Negative	21-Apr-22	94.72	-10.62%	41
LARGE CAP								
iShr Russell 1000 Growth	IWF	236.29	D1-2	Negative	21-Apr-22	259.58	-8.97%	41
iShr S&P 500 Growth	IVW	65.41	D1-2	Negative	21-Apr-22	71.31	-8.27%	41
MS Lg Cap Growth	JKE	283.81	D1-1	Negative	16-Mar-21	291.20	-2.54%	442
PS Lg Cap Growth(PWB	64.02	D1-2	Negative	21-Apr-22	67.70	-5.44%	41
VG Growth	VUG	241.92	D1-3	Negative	21-Apr-22	267.23	-9.47%	41
BROAD MARKET								
iShr U.S.Core Growth	IUSG	90.76	D1-2	Negative	21-Apr-22	98.70	-8.04%	41

June 1, 2022

Symbol	Today's Price	QPM Score	Trend	Trend Started	Starting Price	% Change Since Start	Days Open
--------	---------------	-----------	-------	---------------	----------------	----------------------	-----------

Sector / Industry

BASIC MATERIALS

iShr DJ U.S.Basic Ind	IYM	140.41	C3-1	Negative	11-May-22	133.86	4.89%	21
SPDR Basic Ind	XLB	85.17	C3-1	Negative	5-May-22	85.76	-0.69%	27
iShr Goldman Nat'l Res	IGE	43.68	A1-2	Positive	3-Jan-22	31.99	36.54%	149
iShr Gold Trust	IAU	35.09	C3-1	Negative	6-May-22	35.74	-1.82%	26
iShr Silver Trust	SLV	20.13	D1-2	Negative	28-Apr-22	21.42	-6.02%	34
SPDR Gold Trust	GLD	172.23	C3-1	Negative	6-May-22	175.42	-1.82%	26
VG Materials	VAW	186.67	C3-1	Negative	5-May-22	188.10	-0.76%	27

CONSUMER CYCLICAL

iShr U.S.Consumer Services	IYC	62.79	D1-3	Negative	21-Apr-22	72.51	-13.41%	41
SPDR Cons Discretion	XLY	152.93	D1-3	Negative	26-Apr-22	168.13	-9.04%	36
VanEck Vector Retail	RTH	160.09	D1-3	Negative	29-Apr-22	170.21	-5.95%	33
SPDR S&P Retail	XRT	64.92	D2-3	Negative	20-Apr-22	77.61	-16.35%	42
Invesco Dynamic Leisure & Ent	PEJ	41.38	D1-3	Negative	26-Apr-22	44.05	-6.06%	36
Vanguard Consumer Discreti	VCR	254.09	D1-3	Negative	26-Apr-22	278.52	-8.77%	36

CONSUMER NON-CYCLICAL

iShrU.S. Cons NonCycl	IYK	200.45	C2-1	Negative	24-May-22	201.23	-0.39%	8
SPDR Cons Staples	XLP	73.50	C3-1	Negative	18-May-22	71.83	2.32%	14
Invesco DynamicFood & Bev	PBJ	45.03	C3-1	Negative	18-May-22	43.58	3.33%	14
VG Consumer Staples	VDC	189.07	C3-1	Negative	18-May-22	184.51	2.47%	14

ENERGY

iShr DJ U.S. Energy	IYE	46.75	A1-2	Positive	3-Jan-22	31.00	50.81%	149
VanEck Vectors Oil Service	OIH	299.31	A1-3	Positive	26-May-22	295.57	1.27%	6
SPDR Energy	XLE	88.62	A1-1	Positive	3-Jan-22	57.22	54.88%	149
iShr Gbl Energy	IXC	40.95	A1-2	Positive	6-Jan-22	29.58	38.44%	146
Invesco Euro Currency	PXE	34.16	A1-1	Positive	6-Jan-22	21.32	60.23%	146
Invesco Dynamic Oil & Gas Service	PXJ	4.83	A1-3	Positive	31-May-22	4.71	2.55%	1
Invesco WilderHill Clean Energy	PBW	51.79	D2-3	Negative	21-Apr-22	53.87	-3.86%	41
VG Energy	VDE	123.55	A1-1	Positive	3-Jan-22	80.10	54.24%	149

May 30, 2022

	Symbol	Today's Price	QPM Score	Trend	Trend Started	Starting Price	% Change Since Start	Days Open
FINANCIAL								
iShr U.S.Financial Sector	IYF	77.13	D1-2	Negative	20-Apr-22	83.31	-7.42%	42
iShr U.S. Financial Service	IYG	165.95	D1-2	Negative	16-Feb-22	198.25	-16.29%	105
Ishr U.S. Real Estate	IYR	98.26	C3-2	Negative	5-May-22	101.13	-2.84%	27
iShr Cohen & Steers REIT	ICF	64.60	C3-2	Negative	6-May-22	65.78	-1.79%	26
SPDR Dow Jones REIT	RWR	103.34	D1-2	Negative	5-May-22	107.64	-3.99%	27
SPDR Financial Select Sector	XLF	34.90	D1-2	Negative	20-Apr-22	37.88	-7.87%	42
iShr Gbl Fin Sector	IXG	73.79	C3-2	Negative	20-Apr-22	78.55	-6.06%	42
SPDR S&P Insurance	KIE	39.68	C3-1	Negative	5-May-22	39.54	0.35%	27
SPDR S&P Capital Mkt	KCE	82.02	D1-2	Negative	15-Dec-21	102.66	-20.11%	168
SPDR S&P Banks	KBE	48.55	D1-2	Negative	4-Mar-22	53.61	-9.44%	89
VG Financial	VFH	85.46	D1-2	Negative	16-Feb-22	98.70	-13.41%	105
Vangurard Real Estate	VNQ	98.25	C3-2	Negative	5-May-22	101.10	-2.82%	27
HEALTHCARE								
iShr U.S.Healthcare	IYH	271.92	C3-1	Negative	5-May-22	272.11	-0.07%	27
iShr NASDAQ Biotech	IBB	115.44	D1-2	Negative	22-Apr-22	123.04	-6.18%	40
VanEck Mkt Vectors Biotech	BBH	146.22	D1-2	Negative	26-Apr-22	149.93	-2.47%	36
VanEck Pharma HOLDR	PPH	78.50	C3-1	Negative	11-May-22	74.61	5.21%	21
iShr Gbl Healthcare	IXJ	83.26	C3-1	Negative	5-May-22	83.09	0.20%	27
SPDR Healthcare	XLV	130.33	C3-1	Negative	5-May-22	130.19	0.11%	27
Invesco Dynamic Pharma	PJP	75.11	C3-1	Negative	5-May-22	74.39	0.97%	27
Invesco Dynamic Biotech & Genome	PBE	56.63	D1-2	Negative	26-Apr-22	57.38	-1.30%	36
VG Healthcare	VHT	238.00	C3-1	Negative	5-May-22	239.00	-0.42%	27
INDUSTRIAL								
iShr DJ U.S. Industrial	IYJ	96.26	D1-2	Negative	21-Apr-22	102.75	-6.32%	41
SPDR Industrial	XLI	94.12	D1-2	Negative	22-Apr-22	98.43	-4.38%	40
Invesco Bldg & Const	PKB	42.04	D1-2	Negative	18-Jan-22	49.17	-14.50%	134
SPDR Homebuilders	XHB	61.79	D1-2	Negative	18-Jan-22	76.63	-19.37%	134
VG Industrials	VIS	176.68	D1-2	Negative	21-Apr-22	189.71	-6.87%	41

June 1, 2022

	Symbol	Today's Price	QPM Score	Trend	Trend Started	Starting Price	% Change Since Start	Days Open
Sector / Industry								
TRANSPORTATION								
iShr DJ Trans	IYT	230.40	D1-2	Negative	6-Apr-22	244.71	-5.85%	56
Invesco Aerospace & Def	PPA	72.12	C3-2	Negative	5-May-22	73.40	-1.74%	27
TECHNOLOGY								
iShr DJ U.S. Tech	IYW	88.04	D1-2	Negative	20-Apr-22	95.85	-8.15%	42
iShr Expanded Tech	IGM	325.86	D1-3	Negative	20-Apr-22	360.43	-9.59%	42
iShr NA Multimedia Networking	IGN	63.59	D1-2	Negative	20-Apr-22	70.69	-10.04%	42
VanEck Vector Semiconductor	SMH	240.56	D1-2	Negative	25-Jan-22	264.33	-8.99%	127
iShr Exponential Tech	XT	51.38	D1-2	Negative	20-Apr-22	56.22	-8.61%	42
iShr Software	IGV	287.49	D1-3	Negative	20-Apr-22	323.84	-11.22%	42
Invesco Dynamic Software	PSJ	97.11	D1-2	Negative	20-Apr-22	106.33	-8.67%	42
SPDR Tech	XLK	140.03	D1-2	Negative	20-Apr-22	149.74	-6.48%	42
iShr Gbl Tech	IXN	50.78	D1-2	Negative	20-Apr-22	54.36	-6.59%	42
Invesco Networking	PXQ	76.84	D1-3	Negative	21-Apr-22	84.61	-9.19%	41
VG Tech	VGT	359.71	D1-2	Negative	20-Apr-22	390.76	-7.95%	42
TELECOMMUNICATIONS								
iShr DJ U.S. Telecom	IYZ	27.18	D1-2	Negative	24-Jan-22	30.86	-11.92%	128
iShr Gbl Telecom	IXP	66.18	D1-2	Negative	22-Nov-21	85.25	-22.37%	191
Invesco Media & Entertainment	PBS	38.47	D1-3	Negative	20-Apr-22	44.25	-13.07%	42
VG Communications	VOX	102.24	D1-3	Negative	4-Oct-21	140.34	-27.15%	240
UTILITIES								
iShr DJ U.S. Utility	IDU	90.61	A2-3	Positive	31-May-22	90.67	-0.07%	1
Invesco Momentum Utilities	PUI	37.16	A3-3	Positive	27-May-22	37.52	-0.95%	5
Invesco Water Resources	PHO	48.90	D1-2	Negative	21-Apr-22	52.05	-6.05%	41
VG Utilities	VPU	161.39	A2-3	Positive	31-May-22	161.71	-0.20%	1
SPDR Utilities	XLU	74.21	A2-3	Positive	31-May-22	74.33	-0.16%	1

June 1, 2022

Symbol	Today's Price	QPM Score	Trend	Trend Started	Starting Price	% Change Since Start	Days Open
--------	---------------	-----------	-------	---------------	----------------	----------------------	-----------

International

EUROPE

iShr Europe	IEV	47.64	C3-1	Negative	20-Apr-22	50.01	-4.74%	42
Invesco Euro Currency	FXE	98.60	D1-1	Negative	23-Jun-21	111.47	-11.55%	343
SPDR Euro Stoxx 50	FEZ	39.19	C3-1	Negative	27-Jan-22	44.50	-11.93%	125
Vangurard FTSE European Index.	VGK	58.81	C3-1	Negative	27-Jan-22	64.59	-8.95%	125
iShr MSCI Austria	EWO	21.22	C3-1	Negative	18-Feb-22	25.35	-16.29%	103
iShr MSCI Belgium	EWK	18.64	C3-1	Negative	27-Apr-22	19.18	-2.81%	35
iShr MSCI Eurozone	EZU	41.21	C3-1	Negative	20-Jan-22	48.31	-14.70%	132
iShr MSCI France	EWQ	33.76	C3-1	Negative	3-Feb-22	38.12	-11.44%	118
iShr MSCI Germany	EWG	27.01	C3-1	Negative	26-Nov-21	31.97	-15.51%	187
iShr MSCI Italy	EWI	28.32	C3-1	Negative	3-Feb-22	32.96	-14.08%	118
iShr MSCI Netherlands	EWN	38.70	D1-2	Negative	1-Dec-21	48.80	-20.70%	182
iShr MSCI Spain	EWP	25.81	C2-1	Negative	27-Apr-22	24.45	5.56%	35
iShr MSCI Sweden	EWD	36.01	D1-2	Negative	20-Apr-22	39.09	-7.88%	42
iShr MSCI Switzerland	EWL	44.60	D1-2	Negative	27-Apr-22	46.62	-4.33%	35
iShr MSCI UK	EWU	32.71	C3-1	Negative	29-Apr-22	32.30	1.27%	33

International

ASIA

iShr China Large Cap	FXI	31.53	C3-1	Negative	17-Feb-22	37.79	-16.57%	104
iShr MSCI Pacific ex-Japan	EPP	46.31	C3-1	Negative	4-May-22	47.18	-1.84%	28
iShr MSCI Australia	EWA	24.76	C3-1	Negative	5-May-22	24.45	1.27%	27
iShr MSCI Hong Kong	EWH	22.08	C3-1	Negative	28-Feb-22	22.68	-2.65%	93
iShr MSCI Japan	EWJ	57.63	C3-1	Negative	24-Nov-21	68.78	-16.21%	189
iShr MSCI Malaysia	EWM	24.02	C3-1	Negative	28-Apr-22	24.68	-2.67%	34
iShr MSCI Singapore	EWS	18.95	C3-2	Negative	21-Apr-22	19.69	-3.76%	41
iShr MSCI South Korea	EWY	67.61	C3-1	Negative	19-Jul-21	88.61	-23.70%	317
iShr MSCI Taiwan	EWT	56.56	D1-2	Negative	16-Feb-22	66.23	-14.60%	105
PS Golden Dragon Halter China	PGJ	27.79	C3-2	Negative	23-Nov-21	43.78	-36.52%	190
Vanguard FTSE Pacific	VPL	69.71	C3-1	Negative	15-Nov-21	81.60	-14.57%	198

	Symbol	Today's Price	QPM Score	Trend	Trend Started	Starting Price	% Change Since Start	Days Open
AMERICAS								
iShr SP Latin Amer 40	ILF	28.21	C2-1	Negative	5-May-22	25.59	10.24%	27
iShr MSCI Brazil	EWZ	35.10	C2-1	Negative	5-May-22	31.66	10.87%	27
iShr MSCI Canada	EWC	37.75	C3-1	Negative	28-Apr-22	37.88	-0.34%	34
iShr MSCI Mexico	EWV	51.65	C3-1	Negative	5-May-22	49.10	5.19%	27
AFRICA								
iShr MSCI South Africa	EZA	47.58	D1-2	Negative	27-Apr-22	47.44	0.30%	35
GLOBAL								
iShr MSCI EAFE	EFA	69.27	C3-1	Negative	20-Apr-22	72.42	-4.35%	42
iShr MSCI EAFE Growth	EFG	87.22	D1-2	Negative	9-Dec-21	109.80	-20.56%	174
iShr MSCI EAFE Value	EFV	49.17	C3-1	Negative	21-Apr-22	49.73	-1.13%	41
iShr Global 100	IOO	69.97	C3-2	Negative	27-Apr-22	70.59	-0.88%	35
SPDR Global Dow	DGT	107.38	C3-1	Negative	21-Apr-22	110.18	-2.54%	41
MSCI Emerging Markets	EEM	42.34	C3-2	Negative	22-Nov-21	50.51	-16.18%	191
Emerging Markets 50 ADR	ADRE	41.17	C3-2	Negative	16-Feb-22	47.66	-13.61%	105
Invesco Dividend Achiever Int'l	PID	18.83	C3-1	Negative	5-May-22	18.35	2.62%	27
Vanguard FTSE Emerging Markets	VWO	43.35	C3-2	Negative	17-Feb-22	50.08	-13.44%	104

Symbol	Today's Price	QPM Score	Trend	Trend Started	Starting Price	% Change Since Start	Days Open
--------	---------------	-----------	-------	---------------	----------------	----------------------	-----------

Income

TREASURY BONDS

iShr 1-3 Yr Treasury	SHY	83.13	C3-1	Negative	22-Sep-21	86.18	-3.54%	252
iShr 7 - 10 Yr Treasury	IEF	102.61	D1-1	Negative	3-Jan-22	113.93	-9.94%	149
iShr 20+ Yr Treasury	TLT	116.22	D2-2	Negative	5-Jan-22	142.92	-18.68%	147
iShr TIPS Bond	TIP	117.09	C3-1	Negative	1-Apr-22	123.09	-4.87%	61

CORPORATE BONDS

iShr Investment Grade Corporate	LQD	113.50	D1-1	Negative	4-Oct-21	133.52	-14.99%	240
---------------------------------	-----	--------	------	----------	----------	--------	---------	-----

INVESTMENT GRADE BONDS

iShr Core U.S. Aggregate Bond	AGG	102.86	C3-1	Negative	28-Sep-21	114.77	-10.38%	246
-------------------------------	-----	--------	------	----------	-----------	--------	---------	-----

Dividend ETF

iShr DJ Select Div	DVY	129.43	A2-3	Positive	31-May-22	130.12	-0.53%	1
PwrShr High Yield Equity Dividend	PEY	22.01	A2-3	Positive	31-May-22	22.11	-0.45%	1

Averages

Dow Jones Industrial Ave.	DJIA	32813.23	D1-1	Negative	27-Apr-22	33301.93	-1.47%	35
NASDAQ OTC Composite	NASDAQ	11994.46	D2-3	Negative	21-Apr-22	13174.65	-8.96%	41
S&P 500 Composite	SP500	4101.23	D1-2	Negative	26-Apr-22	4175.20	-1.77%	36