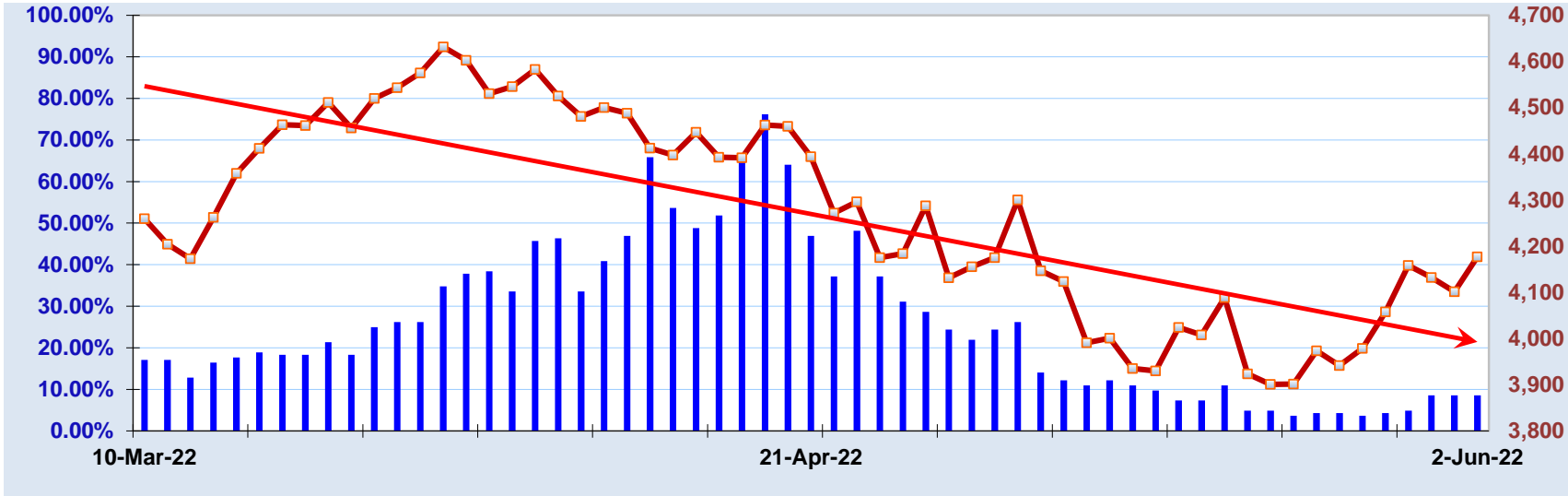


The Quacera ETF Trend Report

June 2, 2022

% Positive Momentum 8.54%

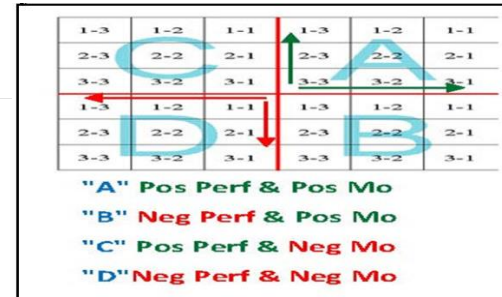
S&P 500



Quacera Positive Momentum Box Scores

U.S. Sectors and Industries

Basic Materials , Industrial, and Transport	7.14%
Consumer Related	0.00%
Energy	87.50%
Finance	0.00%
Healthcare	0.00%
Technology	0.00%
Telecommunication	0.00%
Utilities	80.00%
SPDR Sectors	22.22%



Quadrants "A" and "D" are destination Quadrants

Quadrants "B" and "C" are Transition Quadrants

Signals are more easily reversed in transition quadrants

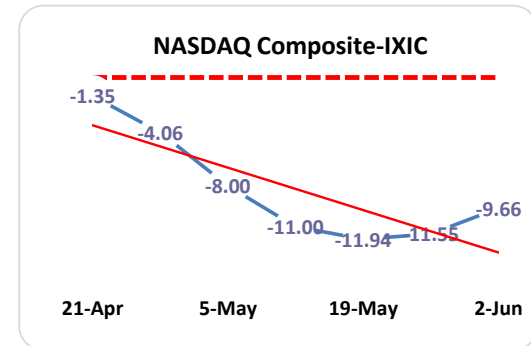
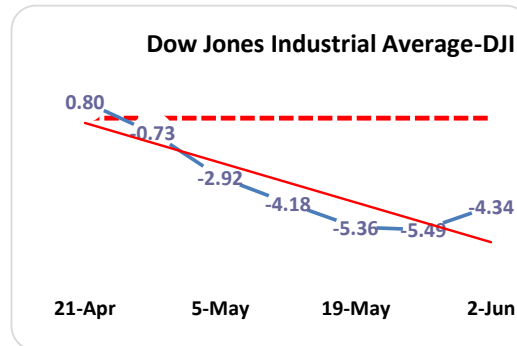
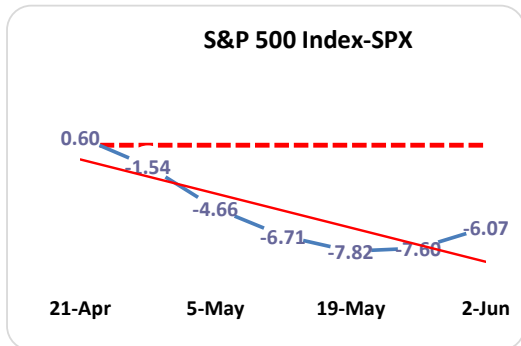
Investement Styles

Small - Cap	0.00%
Mid - Cap	0.00%
Large - Cap	0.00%
Growth	0.00%
Value	0.00%
Income	25.00%

International

Americas	0.00%
Asia	0.00%
Europe	0.00%
Global Composites	0.00%

Quacera Early Warning Mommentum Tracking : The Averages



June 2, 2022

Symbol	Today's Price	QPM Score	Trend	Trend Started	Starting Price	% Change Since Start	Days Open
--------	---------------	-----------	-------	---------------	----------------	----------------------	-----------

Market Capitalization

MICRO CAP

iShare Rus Micro Cap	IWC	117.06	D2-2	Negative	20-Apr-22	127.24	-8.00%	43
FT DJ MicroCap	FDM	57.72	C3-1	Negative	1-Apr-22	60.52	-4.62%	62

SMALL CAP

Russell 2000 iShrs	IWM	188.76	D1-2	Negative	20-Apr-22	202.33	-6.71%	43
iShare SP SmCap 600	IJR	102.97	C3-1	Negative	20-Apr-22	107.55	-4.26%	43
MS Small Core	JKJ	231.19	B1-3	Positive	7-Oct-20	165.85	39.40%	603
VG Small Cap	VB	198.21	C3-2	Negative	21-Apr-22	207.56	-4.50%	42

MID -CAP

iShare SP MidCap 400	IJH	254.72	C3-1	Negative	26-Apr-22	251.30	1.36%	37
Mid Cap S&P iShr	MDY	465.77	C3-1	Negative	26-Apr-22	459.46	1.37%	37
iShare Rus Midcap	IWR	72.95	C3-2	Negative	27-Apr-22	73.03	-0.11%	36
MS MidCore	JKG	251.08	B1-3	Positive	22-May-20	173.57	44.66%	741
VG Midcap	VO	220.65	C3-2	Negative	27-Apr-22	222.00	-0.61%	36

LARGE CAP

SPDR Dow Jones Industrial Trust	DIA	332.77	C3-1	Negative	27-Apr-22	333.03	-0.08%	36
iShare Russell 1000	IWB	230.12	C3-2	Negative	26-Apr-22	230.18	-0.03%	37
iShare SP 100	OEF	189.70	D1-2	Negative	26-Apr-22	189.83	-0.07%	37
iShare SP 500	IVV	419.26	C3-2	Negative	26-Apr-22	417.89	0.33%	37
PwrShr QQQ Trust	QQQ	314.38	D1-2	Negative	21-Apr-22	334.15	-5.92%	42
MS Lg Core	JKD	221.91	B1-3	Positive	6-May-20	159.26	39.34%	757
NASDAQ Comp	ONEQ	48.17	D1-2	Negative	21-Apr-22	51.44	-6.36%	42
SPDR S&P 500	SPY	417.39	C3-2	Negative	26-Apr-22	416.10	0.31%	37
PS Dynamic Mkt	PWC	106.27	D1-2	Negative	21-Apr-22	111.98	-5.10%	42
Rydex SP Equal	RSP	149.94	C3-1	Negative	27-Apr-22	149.47	0.31%	36
Rydex Russell Top 50	XLG	315.12	D1-2	Negative	26-Apr-22	316.83	-0.54%	37
VG Large Cap	VV	190.82	C3-2	Negative	26-Apr-22	191.15	-0.17%	37

June 2, 2022

	Symbol	Today's Price	QPM Score	Trend	Trend Started	Starting Price	% Change Since Start	Days Open
BROAD MARKET								
iShare DJ Total Mkt	IYY	102.25	C3-2	Negative	26-Apr-22	102.39	-0.14%	37
iShre Russell 3000	IWV	241.32	C3-2	Negative	26-Apr-22	241.04	0.12%	37
Van guard Extended Mkt	VXF	147.96	D1-2	Negative	21-Apr-22	157.74	-6.20%	42
Vanguard Total Market VIPERs	VTI	209.18	C3-2	Negative	26-Apr-22	209.25	-0.03%	37

Value

SMALL CAP

Russell 2000 iShrs	IWN	154.01	C3-1	Negative	21-Apr-22	158.45	-2.80%	42
iShare SmCap 600 Barra Val	IJS	99.48	C3-1	Negative	21-Apr-22	101.85	-2.33%	42
MS Sm Cap	JKL	172.73	B1-3	Positive	8-Oct-20	115.35	49.75%	602
Vanguard Small-Cap Value	VBR	169.84	C3-1	Negative	27-Apr-22	166.32	2.12%	36

MID -CAP

iShr Mid-Cap 400 Value	IJJ	105.39	C3-1	Negative	26-Apr-22	103.39	1.93%	37
iShr Russell Mid-Cap Value	IWS	115.27	C3-1	Negative	28-Apr-22	115.90	-0.54%	35
MS MidCap Value	JKI	185.78	B1-3	Positive	8-Oct-20	139.34	33.33%	602

LARGE CAP

iShr Russell 1000 Value	IWD	160.19	C3-1	Negative	28-Apr-22	161.27	-0.67%	35
iShr S&P 500 Value	IVE	151.04	C3-1	Negative	5-May-22	149.28	1.18%	28
MS Lg Cap Val	JKF	122.19	B1-3	Positive	5-Nov-20	100.63	21.42%	574
PS Lg Cap Value	PWV	48.02	C3-1	Negative	5-May-22	47.57	0.95%	28
VG Value	VTV	144.17	C3-1	Negative	5-May-22	142.57	1.12%	28

BROAD MARKET

iShr U.S.Core Value	IUSV	73.50	D1-1	Negative	29-Apr-22	72.03	2.04%	34
---------------------	------	-------	------	----------	-----------	-------	-------	----

June 2, 2022

	Symbol	Today's Price	QPM Score	Trend	Trend Started	Starting Price	% Change Since Start	Days Open
Growth								
SMALL CAP								
iShr Russell 2000 Growth	IWO	225.36	D1-2	Negative	20-Apr-22	247.89	-9.09%	43
iShare SP 600 Bara Growth	IJT	117.19	D1-2	Negative	18-Jan-22	129.43	-9.46%	135
Vanguard Small-Cap Growth	VBK	219.51	D1-2	Negative	21-Apr-22	235.52	-6.80%	42
MID -CAP								
iShr Mid-Cap 400 Growth	IJK	72.36	C3-2	Negative	21-Apr-22	75.88	-4.64%	42
iShr Russell Mid-Cap Growth	IWP	87.98	D1-2	Negative	21-Apr-22	94.72	-7.12%	42
LARGE CAP								
iShr Russell 1000 Growth	IWF	243.02	D1-2	Negative	21-Apr-22	259.58	-6.38%	42
iShr S&P 500 Growth	IVW	67.11	D1-2	Negative	21-Apr-22	71.31	-5.89%	42
MS Lg Cap Growth	JKE	283.81	D1-1	Negative	16-Mar-21	291.20	-2.54%	443
PS Lg Cap Growth	PWB	66.03	D1-2	Negative	21-Apr-22	67.70	-2.47%	42
VG Growth	VUG	249.42	D1-2	Negative	21-Apr-22	267.23	-6.66%	42
BROAD MARKET								
iShr U.S.Core Growth	IUSG	93.09	D1-2	Negative	21-Apr-22	98.70	-5.68%	42

June 2, 2022

	Symbol	Today's Price	QPM Score	Trend	Trend Started	Starting Price	% Change Since Start	Days Open
Sector / Industry								
BASIC MATERIALS								
iShr DJ U.S.Basic Ind	IYM	144.05	C3-1	Negative	11-May-22	133.86	7.61%	22
SPDR Basic Ind	XLB	87.52	C3-1	Negative	5-May-22	85.76	2.05%	28
iShr Goldman Nat'l Res	IGE	43.93	A1-2	Positive	3-Jan-22	31.99	37.32%	150
iShr Gold Trust	IAU	35.52	C3-1	Negative	6-May-22	35.74	-0.62%	27
iShr Silver Trust	SLV	20.59	C3-2	Negative	28-Apr-22	21.42	-3.87%	35
SPDR Gold Trust	GLD	174.35	C3-1	Negative	6-May-22	175.42	-0.61%	27
VG Materials	VAW	191.67	C3-1	Negative	5-May-22	188.10	1.90%	28
CONSUMER CYCLICAL								
iShr U.S.Consumer Services	IYC	64.65	D1-3	Negative	21-Apr-22	72.51	-10.84%	42
SPDR Cons Discretion	XLY	157.61	D1-3	Negative	2-Jun-22	157.61	0.00%	0
VanEck Vector Retail	RTH	163.73	D1-2	Negative	29-Apr-22	170.21	-3.81%	34
SPDR S&P Retail	XRT	66.96	D1-3	Negative	20-Apr-22	77.61	-13.72%	43
Invesco Dynamic Leisure & Ent	PEJ	42.16	D1-2	Negative	26-Apr-22	44.05	-4.29%	37
Vanguard Consumer Discreti	VCR	261.95	D1-3	Negative	26-Apr-22	278.52	-5.95%	37
CONSUMER NON-CYCLICAL								
iShrU.S. Cons NonCycl	IYK	202.06	C2-1	Negative	24-May-22	201.23	0.41%	9
SPDR Cons Staples	XLP	74.57	C3-1	Negative	18-May-22	71.83	3.81%	15
Invesco DynamicFood & Bev	PBJ	45.64	C3-1	Negative	18-May-22	43.58	4.73%	15
VG Consumer Staples	VDC	191.83	C3-1	Negative	18-May-22	184.51	3.97%	15
ENERGY								
iShr DJ U.S. Energy	IYE	46.74	A1-2	Positive	3-Jan-22	31.00	50.77%	150
VanEck Vectors Oil Service	OIH	296.33	A1-3	Positive	26-May-22	295.57	0.26%	7
SPDR Energy	XLE	88.34	A1-1	Positive	3-Jan-22	57.22	54.39%	150
iShr Gbl Energy	IXC	41.00	A1-2	Positive	6-Jan-22	29.58	38.61%	147
Invesco Euro Currency	PXE	33.87	A1-1	Positive	6-Jan-22	21.32	58.86%	147
Invesco Dynamic Oil & Gas Service	PXJ	4.79	A1-3	Positive	31-May-22	4.71	1.70%	2
Invesco WilderHill Clean Energy	PBW	54.96	D1-2	Negative	21-Apr-22	53.87	2.02%	42
VG Energy	VDE	123.29	A1-1	Positive	3-Jan-22	80.10	53.92%	150

May 31, 2022

	Symbol	Today's Price	QPM Score	Trend	Trend Started	Starting Price	% Change Since Start	Days Open
FINANCIAL								
iShr U.S.Financial Sector	IYF	78.41	D1-2	Negative	20-Apr-22	83.31	-5.88%	43
iShr U.S. Financial Service	IYG	168.95	D1-2	Negative	16-Feb-22	198.25	-14.78%	106
Ishr U.S. Real Estate	IYR	99.68	C3-2	Negative	5-May-22	101.13	-1.43%	28
iShr Cohen & Steers REIT	ICF	65.50	C3-2	Negative	6-May-22	65.78	-0.43%	27
SPDR Dow Jones REIT	RWR	104.47	D1-2	Negative	5-May-22	107.64	-2.95%	28
SPDR Financial Select Sector	XLF	35.38	D1-2	Negative	20-Apr-22	37.88	-6.60%	43
iShr Gbl Fin Sector	IXG	74.77	C3-2	Negative	20-Apr-22	78.55	-4.81%	43
SPDR S&P Insurance	KIE	40.13	C3-1	Negative	5-May-22	39.54	1.49%	28
SPDR S&P Capital Mkt	KCE	80.56	D1-2	Negative	15-Dec-21	102.66	-21.53%	169
SPDR S&P Banks	KBE	49.48	D1-2	Negative	4-Mar-22	53.61	-7.70%	90
VG Financial	VFH	86.84	D1-2	Negative	16-Feb-22	98.70	-12.02%	106
Vangurard Real Estate	VNQ	99.60	C3-2	Negative	5-May-22	101.10	-1.48%	28
HEALTHCARE								
iShr U.S.Healthcare	IYH	274.57	C3-1	Negative	5-May-22	272.11	0.90%	28
iShr NASDAQ Biotech	IBB	116.36	D1-2	Negative	22-Apr-22	123.04	-5.43%	41
VanEck Mkt Vectors Biotech	BBH	146.81	D1-2	Negative	26-Apr-22	149.93	-2.08%	37
VanEck Pharma HOLDR	PPH	78.94	C3-1	Negative	11-May-22	74.61	5.80%	22
iShr Gbl Healthcare	IXJ	84.00	C3-1	Negative	5-May-22	83.09	1.10%	28
SPDR Healthcare	XLV	131.36	C3-1	Negative	5-May-22	130.19	0.90%	28
Invesco Dynamic Pharma	PJP	75.22	C3-1	Negative	5-May-22	74.39	1.12%	28
Invesco Dynamic Biotech & Genome	PBE	56.91	D1-2	Negative	26-Apr-22	57.38	-0.81%	37
VG Healthcare	VHT	240.75	C3-1	Negative	5-May-22	239.00	0.73%	28
INDUSTRIAL								
iShr DJ U.S. Industrial	IYJ	98.44	D1-2	Negative	21-Apr-22	102.75	-4.19%	42
SPDR Industrial	XLI	95.92	C3-2	Negative	22-Apr-22	98.43	-2.55%	41
Invesco Bldg & Const	PKB	42.87	D1-1	Negative	18-Jan-22	49.17	-12.81%	135
SPDR Homebuilders	XHB	63.23	D1-1	Negative	18-Jan-22	76.63	-17.49%	135
VG Industrials	VIS	180.50	C3-2	Negative	21-Apr-22	189.71	-4.85%	42

June 2, 2022

	Symbol	Today's Price	QPM Score	Trend	Trend Started	Starting Price	% Change Since Start	Days Open
Sector / Industry								
TRANSPORTATION								
iShr DJ Trans	IYT	235.56	D1-2	Negative	6-Apr-22	244.71	-3.74%	57
Invesco Aerospace & Def	PPA	73.63	C3-1	Negative	5-May-22	73.40	0.31%	28
TECHNOLOGY								
iShr DJ U.S. Tech	IYW	90.72	D1-2	Negative	20-Apr-22	95.85	-5.35%	43
iShr Expanded Tech	IGM	336.60	D1-2	Negative	20-Apr-22	360.43	-6.61%	43
iShr NA Multimedia Networking	IGN	65.54	D1-2	Negative	20-Apr-22	70.69	-7.29%	43
VanEck Vector Semiconductor	SMH	249.06	D1-1	Negative	25-Jan-22	264.33	-5.78%	128
iShr Exponential Tech	XT	52.81	D1-2	Negative	20-Apr-22	56.22	-6.07%	43
iShr Software	IGV	300.69	D1-3	Negative	20-Apr-22	323.84	-7.15%	43
Invesco Dynamic Software	PSJ	101.31	D1-2	Negative	20-Apr-22	106.33	-4.72%	43
SPDR Tech	XLK	143.42	D1-2	Negative	20-Apr-22	149.74	-4.22%	43
iShr Gbl Tech	IXN	52.05	D1-2	Negative	20-Apr-22	54.36	-4.25%	43
Invesco Networking	PXQ	79.40	D1-3	Negative	21-Apr-22	84.61	-6.15%	42
VG Tech	VGT	369.60	D1-2	Negative	20-Apr-22	390.76	-5.42%	43
TELECOMMUNICATIONS								
iShr DJ U.S. Telecom	IYZ	27.44	D1-2	Negative	24-Jan-22	30.86	-11.08%	129
iShr Gbl Telecom	IXP	67.67	D1-2	Negative	22-Nov-21	85.25	-20.62%	192
Invesco Media & Entertainment	PBS	39.32	D1-3	Negative	20-Apr-22	44.25	-11.15%	43
VG Communications	VOX	104.70	D1-2	Negative	4-Oct-21	140.34	-25.40%	241
UTILITIES								
iShr DJ U.S. Utility	IDU	91.23	A2-3	Positive	31-May-22	90.67	0.62%	2
Invesco Momentum Utilities	PUI	37.31	A3-3	Positive	27-May-22	37.52	-0.56%	6
Invesco Water Resources	PHO	50.50	C3-1	Negative	21-Apr-22	52.05	-2.98%	42
VG Utilities	VPU	162.54	A2-3	Positive	31-May-22	161.71	0.51%	2
SPDR Utilities	XLU	74.71	A2-3	Positive	31-May-22	74.33	0.51%	2

June 2, 2022

Symbol	Today's Price	QPM Score	Trend	Trend Started	Starting Price	% Change Since Start	Days Open
--------	---------------	-----------	-------	---------------	----------------	----------------------	-----------

International

EUROPE

iShr Europe	IEV	48.74	C3-1	Negative	20-Apr-22	50.01	-2.54%	43
Invesco Euro Currency	FXE	99.47	D1-1	Negative	23-Jun-21	111.47	-10.77%	344
SPDR Euro Stoxx 50	FEZ	40.26	C3-1	Negative	27-Jan-22	44.50	-9.53%	126
Vangurard FTSE European Index.	VGK	60.27	C3-1	Negative	27-Jan-22	64.59	-6.69%	126
iShr MSCI Austria	EWO	21.76	C3-1	Negative	18-Feb-22	25.35	-14.17%	104
iShr MSCI Belgium	EWK	18.85	C3-2	Negative	27-Apr-22	19.18	-1.72%	36
iShr MSCI Eurozone	EZU	42.24	C3-1	Negative	20-Jan-22	48.31	-12.56%	133
iShr MSCI France	EWQ	34.77	C3-1	Negative	3-Feb-22	38.12	-8.79%	119
iShr MSCI Germany	EWG	27.69	C3-1	Negative	26-Nov-21	31.97	-13.39%	188
iShr MSCI Italy	EWI	28.88	C3-1	Negative	3-Feb-22	32.96	-12.38%	119
iShr MSCI Netherlands	EWN	39.67	D1-2	Negative	1-Dec-21	48.80	-18.71%	183
iShr MSCI Spain	EWP	26.18	C2-1	Negative	27-Apr-22	24.45	7.08%	36
iShr MSCI Sweden	EWD	37.58	C3-2	Negative	20-Apr-22	39.09	-3.86%	43
iShr MSCI Switzerland	EWL	45.60	C3-2	Negative	27-Apr-22	46.62	-2.19%	36
iShr MSCI UK	EWU	33.33	C3-1	Negative	29-Apr-22	32.30	3.19%	34

International

ASIA

iShr China Large Cap	FXI	32.44	C3-1	Negative	17-Feb-22	37.79	-14.16%	105
iShr MSCI Pacific ex-Japan	EPP	47.22	C3-1	Negative	4-May-22	47.18	0.08%	29
iShr MSCI Australia	EWA	25.34	C3-1	Negative	5-May-22	24.45	3.64%	28
iShr MSCI Hong Kong	EWH	22.33	C3-1	Negative	28-Feb-22	22.68	-1.54%	94
iShr MSCI Japan	EWJ	58.22	C3-1	Negative	24-Nov-21	68.78	-15.35%	190
iShr MSCI Malaysia	EWM	24.02	C3-1	Negative	28-Apr-22	24.68	-2.67%	35
iShr MSCI Singapore	EWS	19.18	C3-2	Negative	21-Apr-22	19.69	-2.59%	42
iShr MSCI South Korea	EWY	68.60	C3-1	Negative	19-Jul-21	88.61	-22.58%	318
iShr MSCI Taiwan	EWT	57.28	D1-2	Negative	16-Feb-22	66.23	-13.51%	106
PS Golden Dragon Halter China	PGJ	29.06	D1-2	Negative	23-Nov-21	43.78	-33.62%	191
Vanguard FTSE Pacific	VPL	70.66	C3-1	Negative	15-Nov-21	81.60	-13.41%	199

	Symbol	Today's Price	QPM Score	Trend	Trend Started	Starting Price	% Change Since Start	Days Open
AMERICAS								
iShr SP Latin Amer 40	ILF	28.51	C2-1	Negative	5-May-22	25.59	11.41%	28
iShr MSCI Brazil	EWZ	35.54	C2-1	Negative	5-May-22	31.66	12.26%	28
iShr MSCI Canada	EWC	38.58	C3-1	Negative	28-Apr-22	37.88	1.85%	35
iShr MSCI Mexico	EWV	51.50	C3-1	Negative	5-May-22	49.10	4.89%	28
AFRICA								
iShr MSCI South Africa	EZA	48.63	C3-2	Negative	27-Apr-22	47.44	2.51%	36
GLOBAL								
iShr MSCI EAFE	EFA	70.71	C3-1	Negative	20-Apr-22	72.42	-2.36%	43
iShr MSCI EAFE Growth	EFG	89.30	D1-2	Negative	9-Dec-21	109.80	-18.67%	175
iShr MSCI EAFE Value	EFV	49.93	C3-1	Negative	21-Apr-22	49.73	0.40%	42
iShr Global 100	IOO	71.03	C3-2	Negative	27-Apr-22	70.59	0.62%	36
SPDR Global Dow	DGT	108.90	C3-1	Negative	21-Apr-22	110.18	-1.16%	42
MSCI Emerging Markets	EEM	43.07	C3-2	Negative	22-Nov-21	50.51	-14.73%	192
Emerging Markets 50 ADR	ADRE	42.08	C3-1	Negative	16-Feb-22	47.66	-11.70%	106
Invesco Dividend Achiever Int'l	PID	19.13	C3-1	Negative	5-May-22	18.35	4.25%	28
Vanguard FTSE Emerging Markets	VWO	44.13	C3-2	Negative	17-Feb-22	50.08	-11.88%	105

Symbol	Today's Price	QPM Score	Trend	Trend Started	Starting Price	% Change Since Start	Days Open
--------	---------------	-----------	-------	---------------	----------------	----------------------	-----------

Income

TREASURY BONDS

iShr 1-3 Yr Treasury	SHY	83.15	C3-1	Negative	22-Sep-21	86.18	-3.52%	253
iShr 7 - 10 Yr Treasury	IEF	102.76	D1-1	Negative	3-Jan-22	113.93	-9.80%	150
iShr 20+ Yr Treasury	TLT	116.28	D2-2	Negative	5-Jan-22	142.92	-18.64%	148
iShr TIPS Bond	TIP	117.63	C3-1	Negative	1-Apr-22	123.09	-4.44%	62

CORPORATE BONDS

iShr Investment Grade Corporate	LQD	113.55	D1-1	Negative	4-Oct-21	133.52	-14.96%	241
---------------------------------	-----	--------	------	----------	----------	--------	---------	-----

INVESTMENT GRADE BONDS

iShr Core U.S. Aggregate Bond	AGG	102.99	C3-1	Negative	28-Sep-21	114.77	-10.26%	247
-------------------------------	-----	--------	------	----------	-----------	--------	---------	-----

Dividend ETF

iShr DJ Select Div	DVY	130.28	A2-3	Positive	31-May-22	130.12	0.12%	2
PwrShr High Yield Equity Dividend	PEY	22.09	A2-3	Positive	31-May-22	22.11	-0.09%	2

Averages

Dow Jones Industrial Ave.	DJIA	33248.28	D1-1	Negative	27-Apr-22	33301.93	-0.16%	36
NASDAQ OTC Composite	NASDAQ	12316.90	D2-2	Negative	21-Apr-22	13174.65	-6.51%	42
S&P 500 Composite	SP500	4176.82	C3-2	Negative	26-Apr-22	4175.20	0.04%	37