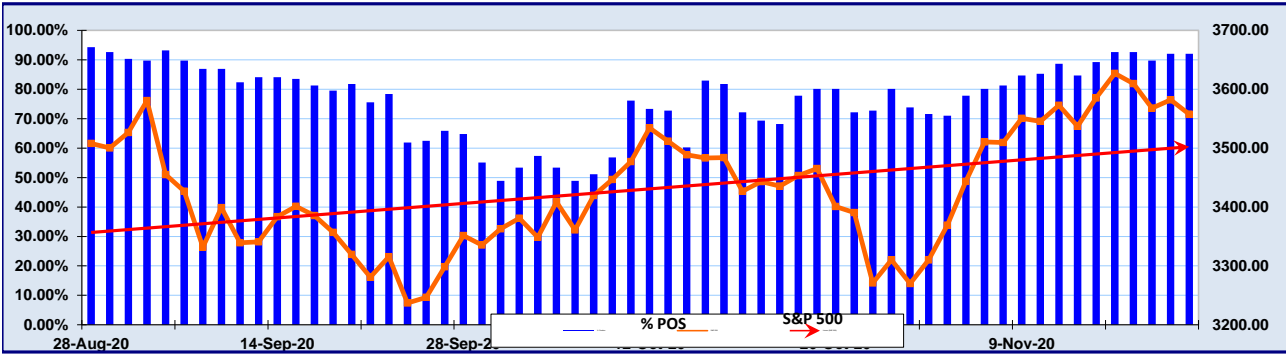


# The Quacera ETF Trend Report

November 20, 2020

**% Positive Momentum 92.05%**

S&P 500



## Quacera Positive Momentum Box Scores

### U.S. Sectors and Industries

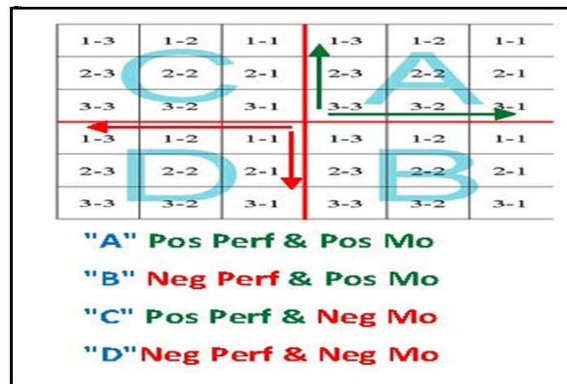
Basic Materials , Industrial, and Transport	78.57%
Consumer Related	90.00%
Energy	100.00%
Finance	100.00%
Healthcare	88.89%
Technology	100.00%
Telecommunication	100.00%
Utilities	100.00%
SPDR Sectors	100.00%

### Investment Styles

Small - Cap	100.00%
Mid - Cap	100.00%
Large - Cap	100.00%
Growth	100.00%
Value	100.00%
Income	37.50%

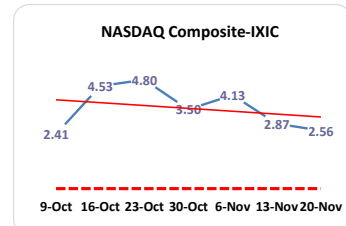
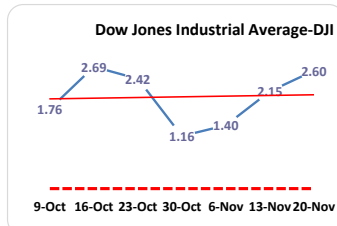
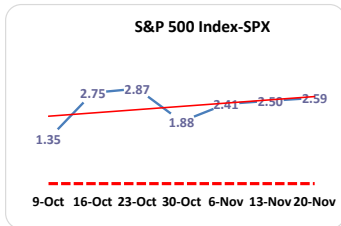
### International

Americas	100.00%
Asia	91.67%
Europe	87.50%
Global Composites	90.00%



Quadrants "A" and "D" are destination Quadrants  
 Quadrants "B" and "C" are Transition Quadrants  
 Signals are more easily reversed in transition quadrants

## Quacera Early Warning Momentum Tracking : The Averages



November 20, 2020

	Symbol	Today's Price	QPM Score	Trend	Trend Started	Starting Price	% Change Since Start	Days Open
<b>Market Capitalization</b>								
<b>MICRO CAP</b>								
iShare Russell Micro Cap	IWC	106.74	A2-2	Positive	2-Oct-20	92.06	15.95%	49
First Trust DJ Micro Cap	FDM	43.89	A3-2	Positive	15-Oct-20	40.48	8.42%	36
<b>SMALL CAP</b>								
iShr Russell 2000 Index	IWM	177.50	A2-2	Positive	1-Oct-20	152.14	16.67%	50
iShare S & P Small Cap 600 Index	IJR	83.88	A2-2	Positive	9-Oct-20	76.08	10.25%	42
Morningstar Small Core	JKJ	184.66	A3-2	Positive	7-Oct-20	165.85	11.34%	44
Vanguard Small Cap	VB	179.04	A3-2	Positive	1-Oct-20	156.00	14.77%	50
<b>MID -CAP</b>								
iShare S & P Mid Cap 400	IJH	214.40	A3-2	Positive	8-Oct-20	198.42	8.05%	43
SPDR Mid Cap S & P 400	MDY	391.84	A3-2	Positive	8-Oct-20	362.88	7.98%	43
iShare Russell Mid Cap	IWR	64.53	A3-2	Positive	7-May-20	48.93	31.88%	197
Morningstar Mid Core	JKG	222.06	A3-2	Positive	22-May-20	173.57	27.93%	182
Vanguard Mid Cap	VO	195.48	A3-2	Positive	7-May-20	149.74	30.55%	197
<b>LARGE CAP</b>								
Dow Industrial Diamonds	DIA	292.53	B1-3	Positive	22-May-20	244.89	19.45%	182
iShare Russell 1000 Index	IWB	200.01	A3-3	Positive	4-May-20	156.48	27.82%	200
iShare S & P 100	OEF	163.01	B1-3	Positive	9-Oct-20	160.35	1.66%	42
iShare S & P 500	IVV	356.63	B1-3	Positive	4-May-20	284.54	25.34%	200
NASDAQ 100	QQQ	290.38	B1-3	Positive	9-Oct-20	285.71	1.63%	42
Morningstar Large Core	JKD	204.63	B1-3	Positive	6-May-20	159.26	28.49%	198
NASDAQ Composite	ONEQ	462.06	A3-3	Positive	21-Apr-20	321.59	43.68%	213
SPDR S & P 500	SPY	355.33	B1-3	Positive	4-May-20	283.59	25.30%	200
PowerShares Dynamic Mkt	PWC	98.84	B1-3	Positive	9-Oct-20	97.45	1.43%	42
Rydex S&P Equal Weight	RSP	120.74	A3-2	Positive	20-May-20	96.65	24.92%	184
Russell Top Mega Cap	XLG	270.30	B1-3	Positive	9-Oct-20	268.79	0.56%	42
Vanguard Large Cap	VV	166.23	B1-3	Positive	4-May-20	130.77	27.12%	200
<b>BROAD MARKET</b>								
iShare Dow Jones Total Market	IYY	178.25	A3-3	Positive	4-May-20	139.45	27.82%	200
iShare Russell 3000 Index	IWV	210.50	A3-3	Positive	13-May-20	162.51	29.53%	191
Vanguard Extended Mkt	VXF	149.24	A2-2	Positive	7-May-20	104.61	42.66%	197
Vanguard Total Market	VTI	183.23	A3-3	Positive	4-May-20	142.35	28.72%	200

November 20, 2020

	Symbol	Today's Price	QPM Score	Trend	Trend Started	Starting Price	% Change Since Start	Days Open	
<b>Value</b>									
<b>SMALL CAP</b>									
	Russell 2000 Value	IWN	120.99	A2-2	Positive	8-Oct-20	108.48	11.53%	43
	iShare S & P Small Cap 600 Barra Value	IJS	74.61	A2-2	Positive	20-Oct-20	66.40	12.36%	31
	Morningstar Small Cap Value	JKL	129.87	A2-2	Positive	8-Oct-20	115.35	12.59%	43
	Vanguard Small Cap	VBR	132.19	A2-2	Positive	8-Oct-20	119.62	10.51%	43
<b>MID -CAP</b>									
	iShare S & P Mid Cap 400 Barra Value	IJJ	80.27	A3-2	Positive	20-Oct-20	72.62	10.53%	31
	iShare Russell Mid Cap Value	IWS	92.07	A3-2	Positive	1-Jun-20	77.11	19.40%	172
	Morningstar Mid Cap Value	JKI	149.99	A3-2	Positive	8-Oct-20	139.34	7.64%	43
<b>LARGE CAP</b>									
	iShare Russell 1000 Value	IWD	130.18	A3-3	Positive	8-Oct-20	123.07	5.78%	43
	iShr S & P 500 Value	IVE	122.44	B1-3	Positive	15-Oct-20	116.33	5.25%	36
	Morningstar Large Cap Value	JKF	107.04	B1-3	Positive	5-Nov-20	100.63	6.37%	15
	PwrShrs Large Cap	PWV	36.73	B1-3	Positive	4-Nov-20	34.54	6.34%	16
	Vanguard Value	VTV	113.88	B1-3	Positive	7-Oct-20	106.99	6.44%	44
<b>BROAD MARKET</b>									
	iShare U.S.Core Value	IUSV	59.37	A3-3	Positive	15-Oct-20	56.20	5.64%	36

	Symbol	Today's Price	QPM Score	Trend	Trend Started	Starting Price	% Change Since Start	Days Open	
<b>Growth</b>									
<b>SMALL CAP</b>									
	iShr Russell 2000 Growth	IWO	256.04	A2-2	Positive	6-May-20	180.55	41.81%	198
	iShare S & P 600 Barra Growth	IJT	103.42	A3-2	Positive	20-Oct-20	94.00	10.02%	31
	Morningstar Small Cap Growth	JKK	269.75	A3-2	Positive	25-Sep-20	230.78	16.89%	56
	Vanguard Small Cap Growth	VBK	242.82	A3-2	Positive	4-May-20	170.81	42.16%	200
<b>MID -CAP</b>									
	iShare S & P Mid Cap 400 Barra Growth	IJK	67.60	A3-2	Positive	20-Oct-20	63.37	6.68%	31
	Russell Mid Cap Growth	IWP	189.86	A3-3	Positive	4-May-20	138.19	37.39%	200
<b>LARGE CAP</b>									
	iShare Russell 1000 Growth	IWF	225.46	B1-3	Positive	27-Apr-20	170.21	32.46%	207
	iShr S&P 500 Growth	IVW	60.36	B1-3	Positive	20-Oct-20	59.18	1.99%	31
	Morningstar Large Cap Growth	JKE	275.87	B1-3	Positive	27-Apr-20	210.83	30.85%	207
	Powershare Large Cap Growth	PWB	63.94	B1-3	Positive	4-May-20	48.35	32.24%	200
	Vanguard Growth	VUG	237.36	B1-3	Positive	27-Apr-20	177.05	34.06%	207
<b>BROAD MARKET</b>									
	iShare U.S. Core Growth	IUSG	83.82	B1-3	Positive	27-Apr-20	64.28	30.40%	207

November 20, 2020

	Symbol	Today's Price	QPM Score	Trend	Trend Started	Starting Price	% Change Since Start	Days Open
<b>Sector / Industry</b>								
<b>BASIC MATERIALS</b>								
iShare Dow Jones U.S. Basic Materials	IYM	108.07	B1-2	Positive	4-May-20	79.69	35.61%	200
SPDR Basic Industry	XLB	69.76	A3-2	Positive	4-May-20	50.97	36.86%	200
iShare Goldman Sachs Natural Resources	IGE	22.22	B1-3	Positive	19-Nov-20	22.25	-0.13%	1
Comex Gold Trust	IAU	17.87	D2-1	Negative	9-Nov-20	17.80	0.39%	11
iShare Silver Trust	SLV	22.49	D1-1	Negative	13-Nov-20	22.90	-1.79%	7
streetTracks Gold	GLD	175.69	D2-1	Negative	9-Nov-20	175.08	0.35%	11
Vanguard Materials	VAW	149.70	A3-2	Positive	4-May-20	108.85	37.53%	200
<b>CONSUMER CYCLICAL</b>								
iShare Dow Jones U.S. Consumer Cyclical	IYC	267.06	A3-3	Positive	4-May-20	199.78	33.68%	200
SPDR Consumer Discretionary	XLY	153.69	B1-3	Positive	27-Apr-20	114.35	34.40%	207
Retail Mkt Vectors	RTH	154.40	B1-3	Positive	23-Apr-20	117.50	31.41%	211
PowerShares Consumer Retail	PMR	41.37	A1-2	Positive	22-Oct-20	41.37	0.00%	29
PowerShares Leisure & Entertainment	PEJ	35.98	A3-2	Positive	9-Nov-20	34.46	4.41%	11
Vanguard Consumer Discretionary	VCR	252.50	A3-3	Positive	27-Apr-20	173.22	45.77%	207
<b>CONSUMER NON-CYCLICAL</b>								
iShare Dow Jones U.S. Consumer Non Cyclical	IYK	158.78	A3-3	Positive	20-May-20	120.76	31.48%	184
SPDR Consumer Staples	XLP	66.50	B1-3	Positive	5-Jun-20	60.42	10.06%	168
PS Dynamic Food & Bev	PBJ	34.28	B1-3	Positive	15-Oct-20	34.65	-1.07%	36
Vanguard Consumer Staples	VDC	170.86	B1-3	Positive	5-Jun-20	154.42	10.65%	168
<b>ENERGY</b>								
iShare Dow Jones U.S. Energy	IYE	19.06	B1-3	Positive	19-Nov-20	19.18	-0.63%	1
Oil ServiceMkt Vector	OIH	132.16	A3-1	Positive	13-Nov-20	119.19	10.88%	7
SPDR Energy	XLE	35.81	B1-3	Positive	19-Nov-20	36.00	-0.53%	1
iShare Global Energy Sector	IXC	19.55	B1-3	Positive	16-Nov-20	19.59	-0.20%	4
PowerShares Energy Exploration	PXE	9.22	A3-3	Positive	19-Nov-20	9.33	-1.23%	1
PowerShares Oil & Gas Services	PXJ	2.56	A3-2	Positive	16-Nov-20	2.52	1.59%	4
PowerShares WilderHill Clean Energy	PBW	84.59	A1-1	Positive	7-May-20	31.71	166.76%	197
Vanguard Energy	VDE	48.43	B1-3	Positive	19-Nov-20	48.73	-0.62%	1
<b>FINANCIAL</b>								
iShare Dow Jones U.S. Financial Sector	IYF	125.22	A3-3	Positive	28-Oct-20	110.11	13.72%	23
iShare Dow Jones U.S. Financial Services	IYG	136.17	A3-2	Positive	22-Oct-20	127.59	6.72%	29
iShare Dow Jones U.S. Real Estate	IYR	84.92	B1-3	Positive	13-Nov-20	85.91	-1.15%	7
iShare Cohen & Steers Realty Majors	ICF	108.31	B1-3	Positive	13-Nov-20	109.82	-1.37%	7
DJ Wilshire REIT	RWR	86.29	B1-3	Positive	13-Nov-20	86.64	-0.40%	7
SPDR Financial	XLF	27.18	A3-2	Positive	22-Oct-20	25.17	7.99%	29
iShare Global Financial	IXG	61.52	A3-2	Positive	29-Oct-20	52.44	17.32%	22
KBW Insurance	KIE	32.66	A3-2	Positive	20-Oct-20	29.38	11.16%	31
KBW Capital Market	KCE	67.68	A3-2	Positive	7-Oct-20	60.65	11.60%	44
KBW Banks	KBE	38.49	A2-1	Positive	20-Oct-20	32.76	17.49%	31
Vanguard Financial	VFH	67.22	A3-2	Positive	20-Oct-20	61.04	10.12%	31
Vanguard REIT	VNQ	84.61	B1-3	Positive	13-Nov-20	85.39	-0.91%	7
<b>HEALTHCARE</b>								
iShare Dow Jones U.S. Healthcare	IYH	234.55	B1-3	Positive	9-Oct-20	233.98	0.24%	42
NASDAQ Biotech	IBB	138.87	B1-3	Positive	7-Oct-20	140.99	-1.50%	44
BiotechMkt Vector	BBH	157.86	D1-1	Negative	6-Nov-20	160.58	-1.69%	14
Pharmaceutical Mkt Vector	PPH	64.83	B1-3	Positive	13-Nov-20	65.33	-0.77%	7
iShare Global Healthcare	IXJ	73.79	B1-3	Positive	4-Nov-20	73.74	0.07%	16
SPDR Healthcare	XLV	108.80	B1-3	Positive	15-Oct-20	106.86	1.82%	36
PowerShares Pharmaceutical	PJP	67.51	B1-3	Positive	13-Nov-20	67.14	0.55%	7
PowerShares Biotech & Genome	PBE	61.71	A3-3	Positive	9-Oct-20	62.31	-0.96%	42
Vanguard Health Care	VHT	212.83	B1-3	Positive	5-Oct-20	206.35	3.14%	46
<b>INDUSTRIAL</b>								
iShr U.S. Industrials	IYJ	186.24	A3-2	Positive	22-May-20	140.36	32.69%	182
SPDR Industrial	XLI	86.66	A3-2	Positive	1-Jun-20	67.82	27.78%	172
PowerShares Building & Construction	PKB	39.73	A3-3	Positive	20-May-20	26.96	47.37%	184
SPDR Homebuilders	XHB	57.15	A3-3	Positive	8-May-20	37.94	50.63%	196
Vanguard Industrials	VIS	164.79	A3-2	Positive	1-Jun-20	7-May-00	28.22%	172

November 18, 2020

	Symbol	Today's Price	QPM Score	Trend	Trend Started	Starting Price	% Change Since Start	Days Open
<b>Sector / Industry</b>								
<b>TRANSPORTATION</b>								
iShare Dow Jones Transportation	IYT	215.92	A3-3	Positive	1-Jun-20	159.24	35.60%	172
PowerShares Aerospace & Defense	PPA	64.22	A3-2	Positive	4-Nov-20	57.37	11.94%	16
<b>TECHNOLOGY</b>								
iShare Dow Jones U.S. Technology	IYW	315.96	A3-3	Positive	27-Apr-20	228.77	38.11%	207
iShare Goldman Sach Technology	IGM	325.60	A3-3	Positive	9-Oct-20	321.13	1.39%	42
iShrs Networking	IGN	53.60	A3-3	Positive	3-Nov-20	49.48	8.33%	17
Market Vectors Semiconductor	SMH	199.98	A2-2	Positive	27-Apr-20	133.54	49.75%	207
iShr Exponential Tech	XT	52.88	A3-3	Positive	27-Apr-20	39.85	32.70%	207
iShare Goldman Sachs Software	IGV	326.90	A3-3	Positive	27-Apr-20	236.23	38.38%	207
PowerShares Software	PSJ	136.79	A3-3	Positive	27-Apr-20	98.52	38.84%	207
SPDR Technology	XLK	120.11	B1-3	Positive	27-Apr-20	89.39	34.37%	207
iShare Global Technology Sector	IXN	274.55	A3-3	Positive	27-Apr-20	202.43	35.63%	207
PowerShares Networking	PXQ	72.84	A3-3	Positive	9-Oct-20	72.66	0.25%	42
Vanguard Info Tech	VGT	325.03	A3-3	Positive	27-Apr-20	236.55	37.40%	207
<b>TELECOMMUNICATIONS</b>								
iShr DJ U.S. Telecom	IYZ	29.30	B1-3	Positive	11-Nov-20	29.11	0.65%	9
iShare Global Telecom Sector	IXP	71.88	A3-3	Positive	15-Oct-20	68.05	5.63%	36
PowerShares Media & Entertainment	PBS	41.48	A3-2	Positive	7-May-20	28.00	48.16%	197
Vanguard Telecom	VOX	113.00	A3-2	Positive	15-Oct-20	104.78	7.85%	36
<b>UTILITIES</b>								
iShare Dow Jones U.S. Utility	IDU	156.84	B1-3	Positive	6-Oct-20	152.41	2.91%	45
PowerShares Utilities	PUI	31.72	A3-3	Positive	15-Oct-20	31.29	1.36%	36
PowerShares Water Resources	PHO	44.20	A3-2	Positive	22-May-20	34.56	27.89%	182
Vanguard Utilities	VPU	138.67	B1-3	Positive	6-Oct-20	134.50	3.10%	45
Utilities SPDR	XLU	63.54	B1-3	Positive	5-Oct-20	61.45	3.40%	46

<b>International</b>								
<b>EUROPE</b>								
iShr SP 350 Europe (IEV)	IEV	45.97	B1-3	Positive	9-Nov-20	44.44	3.44%	11
Europe 100 ADR	ADRU	21.57	B1-3	Positive	18-Nov-20	21.57	0.00%	2
PowerShares Euro Currency Trust	FXE	111.46	A3-3	Positive	5-Nov-20	111.21	0.22%	15
DJ Euro Stock 60	FEZ	39.95	B1-3	Positive	13-Nov-20	39.64	0.78%	7
Vanguard European	VGK	57.60	B1-3	Positive	9-Nov-20	55.55	3.69%	11
MSCI Austria	EWO	17.64	A3-2	Positive	6-Nov-20	15.23	15.82%	14
MSCI Belgium	EWK	18.80	B1-3	Positive	13-Nov-20	18.63	0.91%	7
MSCI EMU Index	EZU	42.45	A3-3	Positive	6-Nov-20	39.29	8.04%	14
MSCI France	EWQ	32.32	A3-2	Positive	6-Nov-20	29.21	10.65%	14
MSCI Germany	EWG	30.09	D1-1	Negative	26-Oct-20	28.08	7.16%	25
MSCI Italy	EWI	28.10	A3-2	Positive	9-Nov-20	26.55	5.84%	11
MSCI Netherlands	EWN	38.52	A3-3	Positive	7-May-20	28.33	35.97%	197
MSCI Spain	EWP	26.36	A3-2	Positive	9-Nov-20	24.43	7.90%	11
MSCI Sweden	EWD	39.08	A3-2	Positive	20-May-20	28.37	37.75%	184
MSCI Switzerland	EWL	42.86	B1-3	Positive	16-Nov-20	43.07	-0.49%	4
MSCI United Kingdom	EWU	28.58	A3-3	Positive	10-Nov-20	28.13	1.60%	10

		November 20, 2020		Symbol	Today's Price	QPM Score	Trend	Trend Started	Starting Price	% Change Since Start	Days Open
<b>International</b>											
<b>ASIA</b>											
	FTSE/Xinhua China 25	FXI	47.44	A3-2	Positive	16-Oct-20	44.11	7.55%	35		
	MSCI Pacific ex-Japan	EPP	46.28	A3-2	Positive	22-Oct-20	42.02	10.14%	29		
	MSCI Australia	EWA	22.80	A3-2	Positive	15-Oct-20	20.75	9.88%	36		
	MSCI Hong Kong	EWJ	24.45	A3-2	Positive	4-Nov-20	22.78	7.33%	16		
	MSCI Japan	EWJ	64.74	A3-2	Positive	7-May-20	51.46	25.81%	197		
	MSCI Malaysia	EWM	27.83	B1-3	Positive	10-Nov-20	27.52	1.13%	10		
	MSCI Singapore	EWS	21.28	A3-2	Positive	15-Oct-20	19.14	11.18%	36		
	MSCI South Korea	EWY	74.66	A3-2	Positive	13-May-20	50.47	47.93%	191		
	MSCI Taiwan	EWT	49.75	A3-2	Positive	4-May-20	36.69	35.60%	200		
	Asia 50 ADR	ADRA	34.72	A1-2	Positive	18-Nov-20	34.72	0.00%	2		
	PowerShares Golden Dragon China	PGJ	59.45	A3-2	Positive	4-May-20	38.20	55.63%	200		
	Vanguard Pacific	VPL	75.57	A3-2	Positive	20-May-20	60.59	24.72%	184		
<b>AMERICAS</b>											
	iShare S&P Latin America 40	ILF	25.59	A3-2	Positive	5-Nov-20	23.08	10.88%	15		
	MSCI Brazil	EWZ	32.17	B1-3	Positive	6-Nov-20	30.76	4.58%	14		
	MSCI Canada	EWC	29.62	B1-3	Positive	4-Nov-20	27.55	7.51%	16		
	MSCI Mexico	EWX	40.94	A2-1	Positive	8-Oct-20	35.35	15.81%	43		
<b>AFRICA</b>											
	iShars MSCI South Africa	EZA	42.27	A3-2	Positive	22-Oct-20	39.31	7.53%	29		
<b>GLOBAL</b>											
	MSCI EAFE	EFA	70.35	A3-3	Positive	5-Nov-20	66.07	6.48%	15		
	MSCI EAFE Growth	EFG	96.18	B1-3	Positive	7-May-20	75.84	26.82%	197		
	MSCI EAFE Value	EFV	45.83	A3-2	Positive	9-Nov-20	43.64	5.02%	11		
	iShare S & P Global 100	IOO	59.75	B1-3	Positive	15-Oct-20	57.86	3.27%	36		
	SPDR Dow Jones Global Titans	DGT	91.31	A3-3	Positive	29-Oct-20	80.47	13.47%	22		
	iShr MSCI Emerging Markets	EEM	49.06	A3-2	Positive	1-Jun-20	38.60	27.10%	172		
	Emerging Mkt 50	ADRE	53.26	A2-2	Positive	1-Jun-20	37.36	42.56%	172		
	Developed Market 100 ADR (ADRD)	ADRD	22.23	A1-2	Positive	18-Nov-20	22.23	0.00%	2		
	PowerShares Dividend Achiever Int'lID	PID	14.45	A3-2	Positive	22-Oct-20	13.42	7.72%	29		
	Vanguard Emerging Markets	VVO	47.90	A3-2	Positive	1-Jun-20	38.21	25.36%	172		

<b>Income</b>											
<b>TREASURY BONDS</b>											
	iShr 1 -3 Yr Tsy	SHY	86.37	D2-1	Negative	21-Aug-20	86.51	-0.16%	91		
	iShare 7-10 yr Tsy	IEF	120.50	D1-1	Negative	5-Oct-20	120.92	-0.35%	46		
	iShare 20+ yr Tsy	TLT	161.51	D1-1	Negative	27-Aug-20	161.24	0.17%	85		
	iShare TIPS	TIP	125.82	D2-1	Negative	2-Nov-20	125.37	0.36%	18		
<b>CORPORATE BONDS</b>											
	iShr iBoxx Invest Grd Corp Bond	LQD	137.57	A3-3	Positive	17-Nov-20	136.64	0.68%	3		
<b>INVESTMENT GRADE BONDS</b>											
	iShr Core Aggregate	AGG	118.29	D1-1	Negative	4-Sep-20	118.10	0.16%	77		
<b>Dividend ETF</b>											
	iShare DJ Select Dividend	DVY	92.28	A3-2	Positive	15-Oct-20	86.39	6.82%	36		
	PowerShares Dividend Achievers High Yield	PEY	16.59	A3-2	Positive	15-Oct-20	15.29	8.50%	36		

<b>Averages</b>											
	Dow Jones Average	DJIA	29263.48	A3-3	Positive	22-May-20	24465.16	19.61%	182		
	NASDAQ OTC Composite	NASDAQ	11854.97	A2-3	Positive	27-Apr-20	8730.16	35.79%	207		
	Standard & Poor's 500 Composite	SP500	3557.54	A3-3	Positive	4-May-20	2842.74	25.14%	200		