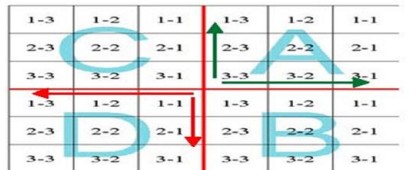


Quacera Trend Report: *Biotech*

January 8, 2021



"A" Pos Perf & Pos Mo

"B" Neg Perf & Pos Mo

"C" Pos Perf & Neg Mo

"D" Neg Perf & Neg Mo

Quadrants "A" and "D" are destination Quadrants
 Quadrants "B" and "C" are Transition Quadrants
 Signals are more easily reversed in transition quadrants

Indexes and ETFs

Name	Symbol	Today's QPM			Starting Price	% Change Since Start	Notes	
		Price	Score	Trend				
Nasdaq Biotech Index	NBI	4970.57	A3-2	Positive	7-Oct-20	4431.38	12.17%	Large Cap Index
Nasdaq Biotech Index ETF	IBB	158.23	A3-2	Positive	7-Oct-20	140.99	12.23%	Large Cap Index
VanEck Vectors Biotech ETF	BBH	175.38	A3-2	Positive	27-Nov-20	165.02	6.28%	Top 25 Cap
VanEck Vectors Pharma ETF	PPH	68.28	A3-3	Positive	13-Nov-20	65.33	4.51%	Top 25 Cap
S&P Biotech	XBI	149.54	A1-1	Positive	1-Oct-20	112.90	32.45%	Small- Mid Cap
S&P Biotech 3XBull	LABU	119.51	A1-1	Positive	7-Oct-20	63.68	87.67%	Hedge for XBI
S&P Biotech 3XBear	LABD	20.80	D3-3	Negative	6-Oct-20	53.10	-60.83%	Hedge for XBI
ProShr Ultra Short Biotech Index	BIS	21.58	D3-3	Negative	25-Sep-20	31.93	-32.40%	Hedge for XBI
BioShr Products Fund	BBP	56.24	A3-2	Positive	18-Sep-20	48.62	15.68%	Mid Cap
NYSE Arca Biotech	SBIO	55.16	A2-1	Positive	7-Oct-20	44.23	24.71%	Mid Cap
BioShr Clinical Trials	BBC	52.84	A1-1	Positive	9-Oct-20	42.74	23.63%	Small Cap
ALPS Med Breakthrough	FBT	174.58	A3-2	Positive	25-Nov-20	159.20	9.66%	Small Cap

Large Cap Biotech Companies

Name	Symbol	Today's QPM			Started	Starting Price2	% Change Since Start	Notes
		Price	Score	Trend				
Alexion Pharma	ALXN	157.35	A1-1	Positive	11-Sep-20	105.36	49.35%	Rare Disease
Amgen	AMGN	238.49	D1-1	Negative	14-Oct-20	237.65	0.35%	Rare Disease
Biogen	BIIB	252.54	D2-1	Negative	9-Nov-20	236.26	6.89%	Neurological
BioMarin Pharma	BMRN	89.86	B1-1	Positive	14-Dec-20	82.85	8.46%	Gene Therapy
Anika Therapeutics	ANIK	42.86	A2-1	Positive	30-Nov-20	37.80	13.39%	orthopedic medicine
Gilead Sciences	GILD	63.04	D1-1	Negative	27-Jul-20	74.54	-15.43%	Antiviral
Illumina	ILMN	379.61	A3-1	Positive	7-Dec-20	342.82	10.73%	Gene Therapy
Incyte	INCY	93.83	B1-3	Positive	7-Jan-21	90.05	4.20%	Cancer
Regeneron Pharma	REGN	498.73	D3-2	Negative	30-Oct-20	543.56	-8.25%	Regenerative
Vertex Pharma	VRTX	237.00	B1-3	Positive	7-Jan-21	232.90	1.76%	Ctstic Fibrosis

Mid Cap Biotech Companies

Name	Symbol	Today's QPM			Started	Starting Price2	% Change Since Start	Notes
		Price	Score	Trend				
ACADIA Pharma	ACAD	53.13	A2-2	Positive	13-Oct-20	43.26	22.82%	Neurological
Alnylan Pharma	ALNY	146.66	A3-3	Positive	6-Jan-21	126.83	15.64%	Gene Therapy
Bio Techne	TECH	329.52	A2-1	Positive	16-Oct-20	265.67	24.03%	Holding Co
Clovis Oncology	CLVS	5.05	D2-1	Negative	7-Jan-21	4.98	1.41%	Cancer
Integra Life Sciences	IART	65.96	A1-1	Positive	5-Nov-20	48.78	35.22%	Med Instru & Sup
Precigen	PGEN	9.30	A1-1	Positive	3-Nov-20	4.68	98.72%	Synthetic Biology
Jazz Pharma	JAZZ	161.40	A3-2	Positive	5-Aug-20	122.24	32.04%	Hematologic
Ligand Pharma	LGND	106.32	A3-1	Positive	16-Dec-20	95.77	11.02%	Portfolio
Nektar Therapeutics	NKTR	19.21	A3-2	Positive	17-Dec-20	19.03	0.95%	Oncology

Small Cap Biotech Companies

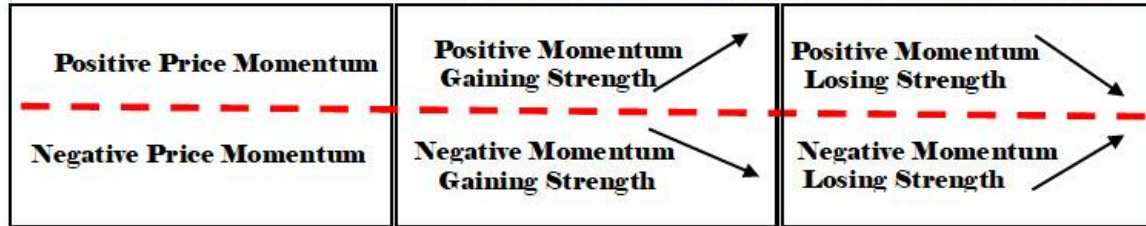
Name	Symbol	Today's QPM			Started	Starting Price2	% Change Since Start	Notes
		Price	Score	Trend				
Accelaron Pharma	XLRN	115.79	A3-2	Positive	18-Sep-20	106.56	8.66%	Hematologic
Acorda Therapeutics	ACOR	4.11	A1-1	Positive	4-Jan-21	3.80	8.16%	Neurological
Agios Pharma	ALNY	45.83	A3-3	Positive	5-Jan-21	44.29	3.48%	Cancer
Arema Pharma	ARNA	77.14	B2-2	Positive	30-Dec-20	77.62	-0.62%	Autoimmune
Caladrius Biosciences	CLBS	1.60	D2-2	Negative	28-Aug-20	1.92	-16.67%	Cell Therapy
Catalyst Biosciences	CBIO	6.14	A3-1	Positive	26-Oct-20	5.72	7.34%	Blood Disease
Celldex Therapeutics	CLDX	17.53	A2-3	Positive	8-Jan-21	17.53	0.00%	Rare Disease
Cellectis	CLLS	29.58	A1-1	Positive	19-Nov-20	22.10	33.85%	Cancer
CRSPR Therapeutics	CRSP	193.82	A1-1	Positive	9-Oct-20	98.26	97.25%	Genes
Cryo Life	CRY	25.01	A1-1	Positive	20-Nov-20	20.04	24.80%	Tissues
Editas Medicine	EDIT	90.58	A1-1	Positive	7-Dec-20	39.05	131.96%	Genes
Emergent BioSolutinos	EBS	97.23	B2-2	Positive	4-Jan-21	93.10	4.44%	Vacines Anitbodies
Exelixis	EXEL	22.82	B1-3	Positive	6-Jan-21	21.86	4.39%	Molecual Therapy
Halozyme Therapeutics	HALO	43.57	A1-1	Positive	15-Oct-20	28.62	52.24%	Enzyme Therapy
Immuna Gen	IMGN	6.98	A1-1	Positive	9-Oct-20	4.82	44.81%	Cancer
Intellia Therapeutics	NTLA	78.36	A1-1	Positive	7-Oct-20	23.78	229.52%	Genes
MannKind	MNKD	3.40	A1-1	Positive	27-Apr-20	1.38	146.38%	Diabetes
MiMedx	MDXG	9.56	A1-1	Positive	11-Dec-20	5.94	60.94%	Human Tissue
Novavax	NVAX	121.86	A2-1	Positive	3-Dec-20	129.16	-5.66%	Vacines
Neogen	NEOG	83.85	A3-2	Positive	27-Nov-20	74.87	11.99%	Food Security
Portola Phamaceutical	PTLA	18.03	B1-3	Positive	5-May-20	17.85	1.01%	Hematologic
Puma Biotech	PBYI	11.39	A3-2	Positive	27-Nov-20	11.73	-2.90%	Cancer
Regenxbio	RGNX	46.96	A1-1	Positive	10-Nov-20	33.60	39.76%	Genes
Sangano Biosciences	SGMO	16.98	A1-1	Positive	14-Dec-20	13.08	29.82%	Gene Therapy
TransEnterix	TRXC	1.16	A1-1	Positive	18-Nov-20	0.43	170.84%	Med Instr

MarketAverages

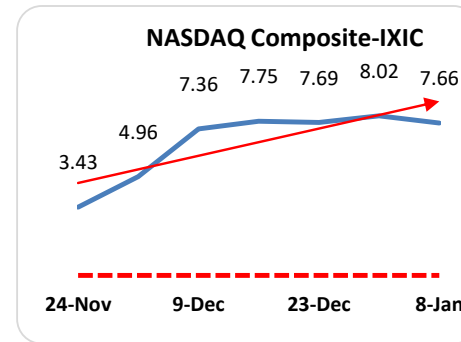
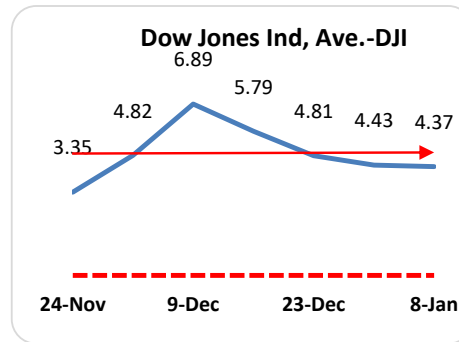
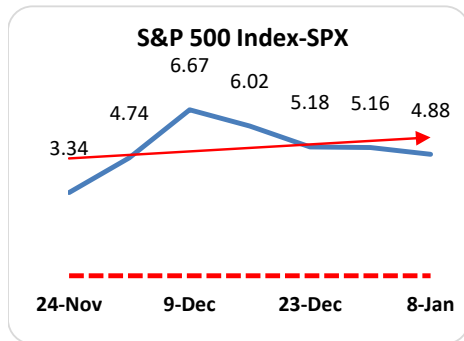
Dow Jones Industrial Average	DJIA	31097.97	A2-3	Positive	22-May-20	24465.16	27.11%
NASDAQ OTC Composite	NASDAQ	13201.98	A2-2	Positive	27-Apr-20	8730.16	51.22%
Standard & Poor's 500 Composite	SP500	3824.68	A3-3	Positive	4-May-20	2842.74	34.54%

Quacera Daily Momentum Summary -Biotech

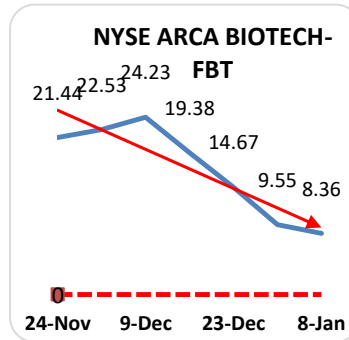
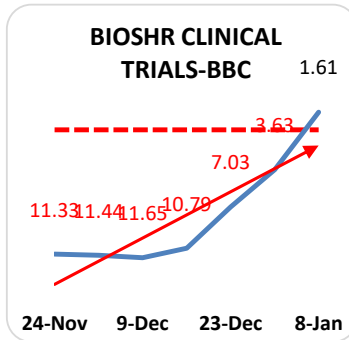
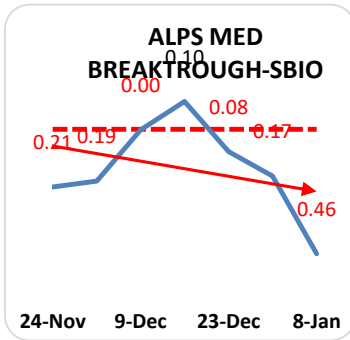
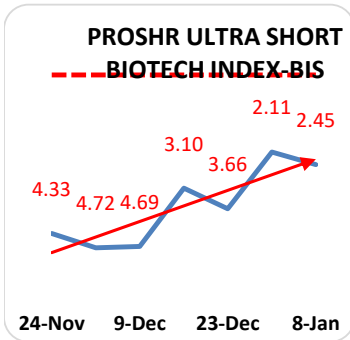
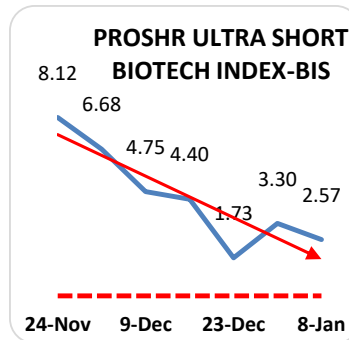
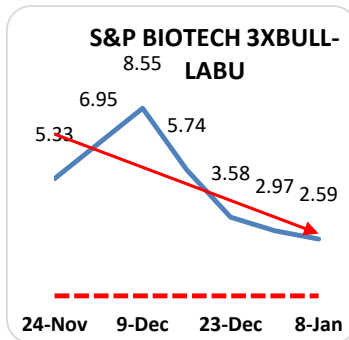
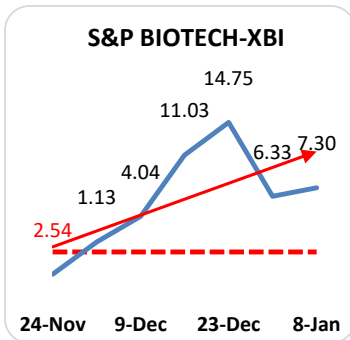
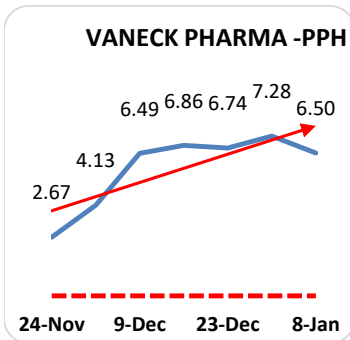
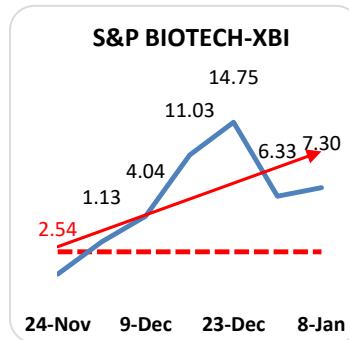
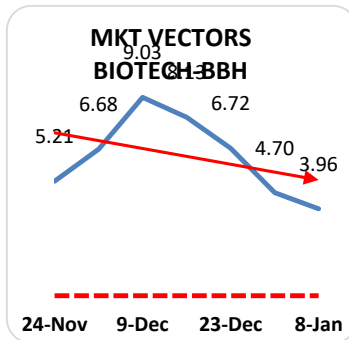
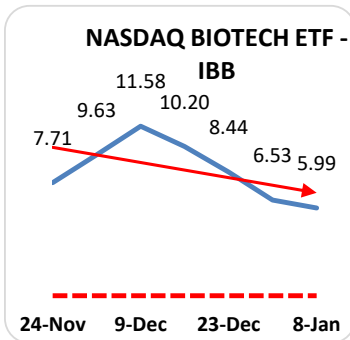
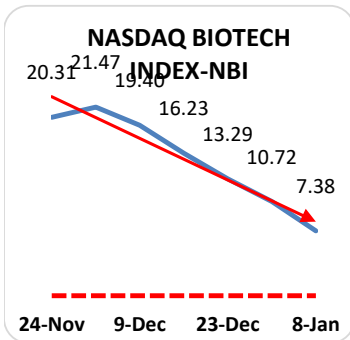
Charts are not to scale: The numbers are momentum values



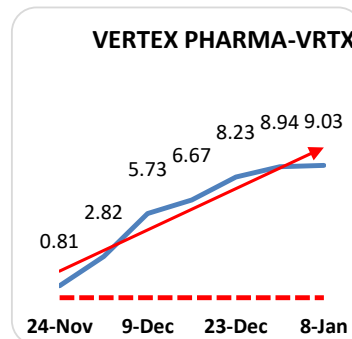
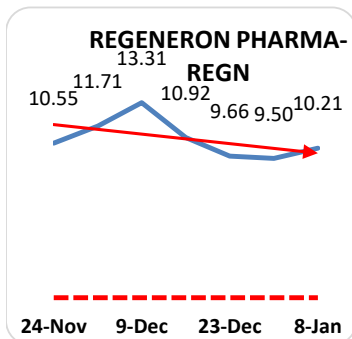
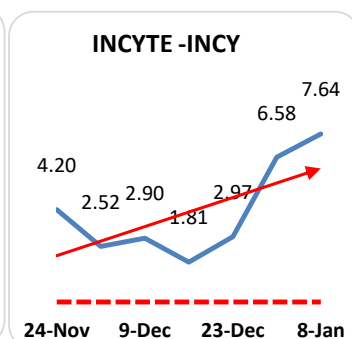
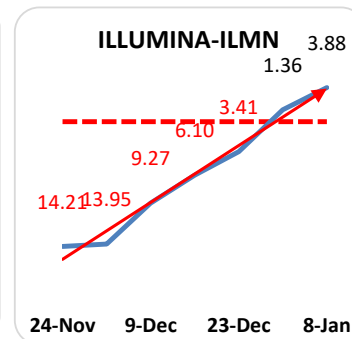
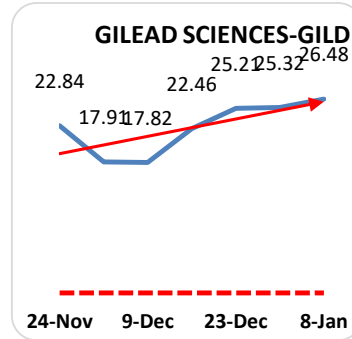
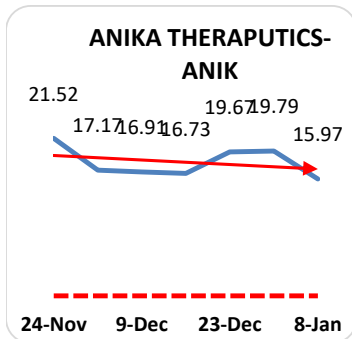
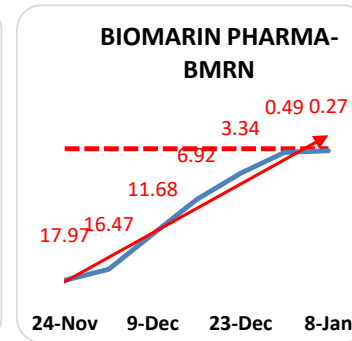
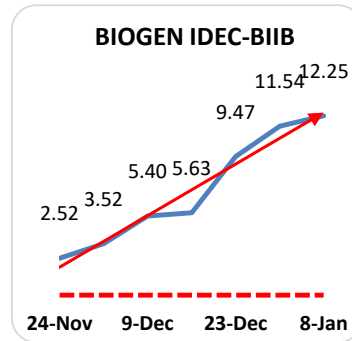
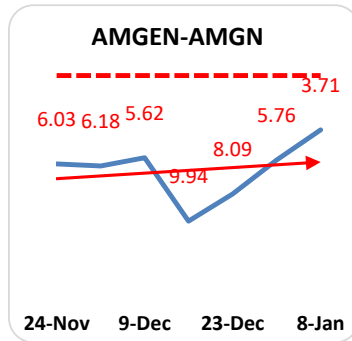
Averages



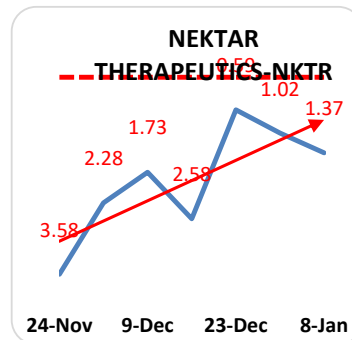
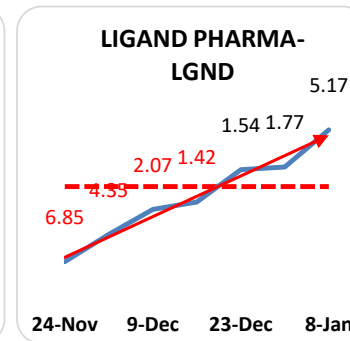
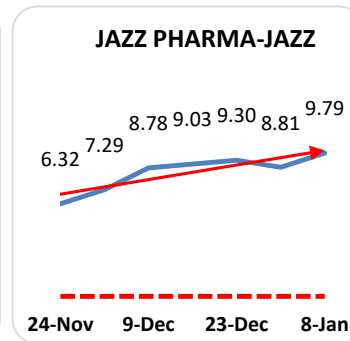
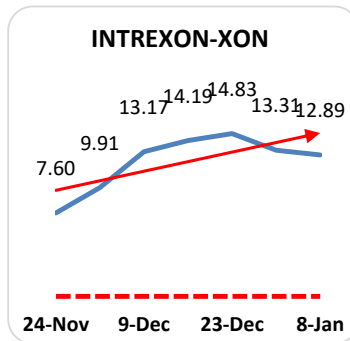
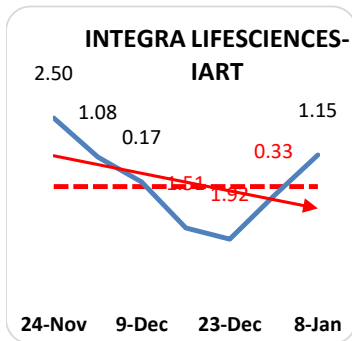
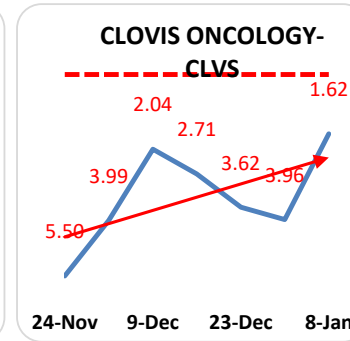
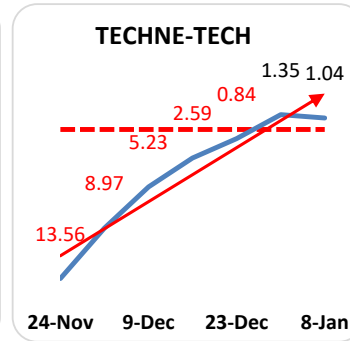
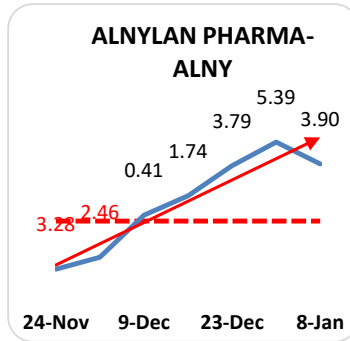
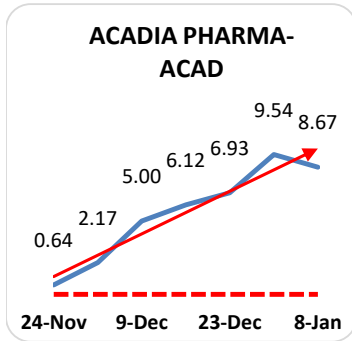
Biotech Indexes



Biotech - Large Cap



Biotech - Mid Cap



Biotech - Small Cap

