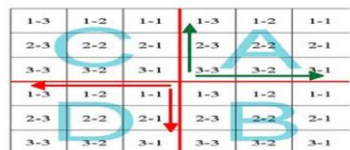


# Quacera Trend Report: *Biotech*

November 20, 2020



"A" Pos Perf & Pos Mo  
 "B" Neg Perf & Pos Mo  
 "C" Pos Perf & Neg Mo  
 "D" Neg Perf & Neg Mo

Quadrants "A" and "D" are destination Quadrants  
 Quadrants "B" and "C" are Transition Quadrants  
 Signals are more easily reversed in transition quadrants

## Indexes and ETFs

Name	Symbol	Today's QPM				Starting	% Change	Notes
		Price	Score	Trend	Started	Price	Since Start	
Nasdaq Biotech Index	NBI	4364.15	B1-3	Positive	7-Oct-20	4431.38	-1.52%	Large Cap Index
Nasdaq Biotech Index ETF	IBB	138.87	B1-3	Positive	7-Oct-20	140.99	-1.50%	Large Cap Index
VanEck Vectors Biotech ETF	BBH	157.86	D1-1	Negative	6-Nov-20	160.58	-1.69%	Top 25 Cap
Ultra Pro NASDAQ Biotech	UBIO	17.77	D1-1	Negative	11-Mar-20	21.28	0.00%	Hedge for IBB
Ultra Short NASDAQ Biotech	ZBIO	10.02	D1-1	Negative	6-Oct-20	10.02	0.00%	Hedge for IBB
VanEck Vectors Pharma ETF	PPH	64.83	B1-3	Positive	13-Nov-20	65.33	-0.77%	Top 25 Cap
S&P Biotech	XBI	126.04	A3-2	Positive	1-Oct-20	112.90	11.64%	Small- Mid Cap
S&P Biotech 3XBull	LABU	73.78	A1-1	Positive	7-Oct-20	63.68	15.86%	Hedge for XBI
S&P Biotech 3XBear	LABD	37.26	D3-3	Negative	6-Oct-20	53.10	-29.83%	Hedge for XBI
ProShr Ultra Short Biotech Index	BIS	28.42	D3-1	Negative	25-Sep-20	31.93	-10.98%	Hedge for XBI
BioShr Products Fund	BBP	50.98	A3-3	Positive	18-Sep-20	48.62	4.86%	Mid Cap
NYSE Arca Biotech	SBIO	47.29	A2-2	Positive	7-Oct-20	44.23	6.92%	Mid Cap
BioShr Clinical Trials	BBC	43.95	A3-3	Positive	9-Oct-20	42.74	2.83%	Small Cap
ALPS Med Breakthrough	FBT	158.10	D1-1	Negative	11-Nov-20	160.88	-1.73%	Small Cap

## Large Cap Biotech Companies

Name	Symbol	Today's QPM			Started	Starting Price2	% Change Since Start	Notes
		Price	Score	Trend				
Alexion Pharma	ALXN	121.38	A3-2	Positive	11-Sep-20	105.36	15.21%	Rare Disease
Amgen	AMGN	223.17	D2-1	Negative	14-Oct-20	237.65	-6.09%	Rare Disease
Biogen	BIIB	244.15	D2-3	Negative	9-Nov-20	236.26	3.34%	Neurological
BioMarin Pharma	BMRN	75.95	D2-2	Negative	19-Aug-20	76.72	-1.00%	Gene Therapy
Anika Therapeutics	ANIK	36.20	D2-1	Negative	18-Nov-20	36.92	-1.95%	orthopedic medicine
Gilead Sciences	GILD	60.11	D3-2	Negative	27-Jul-20	74.54	-19.36%	Antiviral
Illumina	ILMN	300.80	D3-2	Negative	24-Aug-20	348.87	-13.78%	Gene Therapy
Incyte	INCY	81.93	D2-2	Negative	10-Aug-20	94.32	-13.14%	Cancer
Regeneron Pharma	REGN	518.74	D2-2	Negative	30-Oct-20	543.56	-4.57%	Regenerative
Vertex Pharma	VRTX	215.21	D3-3	Negative	10-Aug-20	268.73	-19.92%	Ctstic Fibrosis

## Mid Cap Biotech Companies

Name	Symbol	Today's QPM			Started	Starting Price2	% Change Since Start	Notes
		Price	Score	Trend				
ACADIA Pharma	ACAD	53.57	A1-1	Positive	13-Oct-20	43.26	23.83%	Neurological
Alnylan Pharma	ALNY	124.70	D2-2	Negative	29-Oct-20	123.32	1.12%	Gene Therapy
Bio Techne	TECH	304.90	A2-1	Positive	16-Oct-20	265.67	14.77%	Holding Co
Clovis Oncology	CLVS	4.23	D3-3	Negative	20-Oct-20	5.73	-26.11%	Cancer
Integra Life Sciences	IART	54.53	A2-2	Positive	5-Nov-20	48.78	11.79%	Med Instru & Sup
Precigen	PGEN	6.31	A1-1	Positive	3-Nov-20	4.68	34.83%	Synthetic Biology
Jazz Pharma	JAZZ	143.10	A3-3	Positive	5-Aug-20	122.24	17.06%	Hematologic
Ligand Pharma	LGND	83.22	D3-3	Negative	26-Aug-20	105.37	-21.02%	Portfolio
Nektar Therapeutics	NKTR	16.76	D3-2	Negative	11-Aug-20	20.40	-17.84%	Oncology

## Small Cap Biotech Companies

Name	Symbol	Today's QPM			Started	Starting Price2	% Change Since Start	Notes
		Price	Score	Trend				
Acceleron Pharma	XLRN	113.54	A2-3	Positive	18-Sep-20	106.56	6.55%	Hematologic
Acorda Therapeutics	ACOR	0.71	A1-1	Positive	12-Oct-20	0.71	-0.07%	Neurological
Agios Pharma	AGIO	43.59	B1-2	Positive	9-Nov-20	40.65	7.23%	Cancer
Arema Pharma	ARNA	64.83	B1-3	Positive	17-Apr-20	49.73	30.36%	Autoimmune
Caladrius Biosciences	CLBS	1.45	D3-3	Negative	28-Aug-20	1.92	-24.48%	Cell Therapy
Catalyst Biosciences	CBIO	5.81	A2-2	Positive	26-Oct-20	5.72	1.57%	Blood Disease
Celldex Therapeutics	CLDX	19.92	A1-1	Positive	23-Apr-20	2.87	594.08%	Rare Disease
Collectis	CLLS	21.15	A2-3	Positive	19-Nov-20	22.10	-4.30%	Cancer
CRSPR Therapeutics	CRSP	109.70	A1-2	Positive	9-Oct-20	98.26	11.64%	Genes
Cryo Life	CRY	20.04	A3-3	Positive	20-Nov-20	20.04	0.00%	Tissues
Editas Medicine	EDIT	28.42	D2-2	Negative	12-Nov-20	27.80	2.23%	Genes
Emergent BioSolutinos	EBS	82.66	D3-3	Negative	19-Oct-20	95.97	-13.87%	Vacines Anitbodies
Exelixis	EXEL	18.91	D3-3	Negative	22-Oct-20	21.83	-13.38%	Molecual Therapy
Halozyme Therapeutics	HALO	39.45	A1-1	Positive	15-Oct-20	28.62	37.84%	Enzyme Therapy
Immuna Gen	IMGN	5.99	A1-1	Positive	9-Oct-20	4.82	24.27%	Cancer
Intellia Therapeutics	NTLA	32.34	A1-1	Positive	7-Oct-20	23.78	36.00%	Genes
MannKind	MNKD	2.90	A1-1	Positive	27-Apr-20	1.38	110.14%	Diabetes
MiMedx	MDXG	6.61	C3-1	Negative	19-Nov-20	6.79	-2.65%	Human Tissue
Novavax	NVAX	86.55	D2-3	Negative	20-Oct-20	98.36	-12.01%	Vacines
Neogen	NEOG	72.90	D2-1	Negative	2-Oct-20	69.75	4.52%	Food Security
Portola Phamaceutical	PTLA	18.03	B1-3	Positive	5-May-20	17.85	1.01%	Hematologic
Prothena	PRTA	11.73	B1-3	Positive	3-Nov-20	11.36	3.26%	Parkinson
Puma Biotech	PBYI	11.16	C3-1	Negative	3-Sep-20	9.67	15.41%	Cancer
Regenxbio	RGNX	36.45	A2-1	Positive	10-Nov-20	33.60	8.48%	Genes
Sangano Biosciences	SGMO	10.25	B1-3	Positive	26-Oct-20	11.19	-8.40%	Gene Therapy
TransEnterix	TRXC	0.43	A2-3	Positive	18-Nov-20	0.43	-0.19%	Med Instr

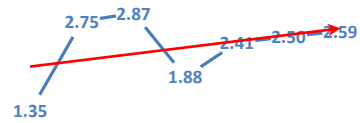
### MarketAverages

Dow Jones Industrial Average	DJIA	29263.48	A3-3	Positive	22-May-20	24465.16	19.61%
NASDAQ OTC Composite	NASDAQ	11854.97	A2-3	Positive	27-Apr-20	8730.16	35.79%
Standard & Poor's 500 Composite	SP500	3557.54	A3-3	Positive	4-May-20	2842.74	25.14%
<b>Quacera L.L.C.</b> 417 Mace Blvd Suite J #135 Davis, Ca 95618 530 758-9394		Glenn Holderreed <a href="mailto:www.glenn@quacera.com">www.glenn@quacera.com</a> John King <a href="mailto:www.john@quacera.com">www.john@quacera.com</a>					

# Quacera Daily Momentum Summary -Biotech

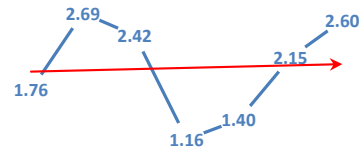
## Averages

S&P 500 INDEX-SPX



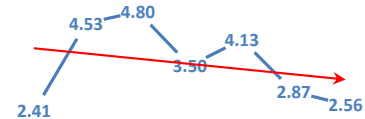
9-Oct 16-Oct 23-Oct 30-Oct 6-Nov 13-Nov 20-Nov

DOW JONES IND, AVE.-DJI



9-Oct 16-Oct 23-Oct 30-Oct 6-Nov 13-Nov 20-Nov

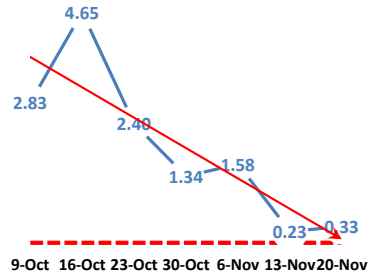
NASDAQ COMPOSITE-IXIC



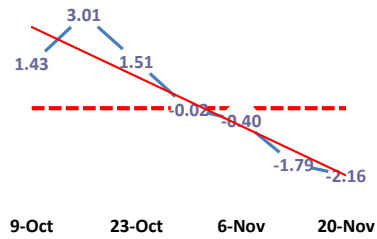
9-Oct 16-Oct 23-Oct 30-Oct 6-Nov 13-Nov 20-Nov

## Biotech Indexes

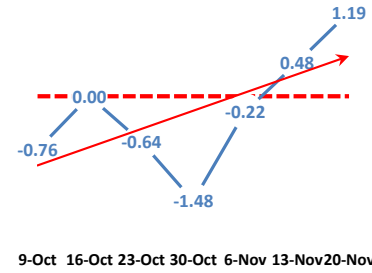
**NASDAQ BIOTECH INDEX-NBI**



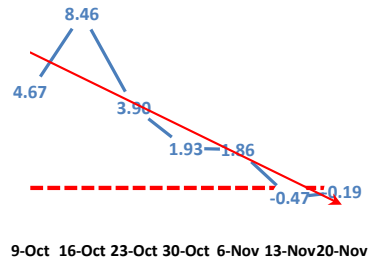
**NASDAQ Biotech ETF - IBB**



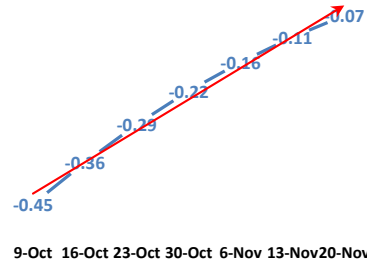
**MKT VECTORS BIOTECH-BBH**



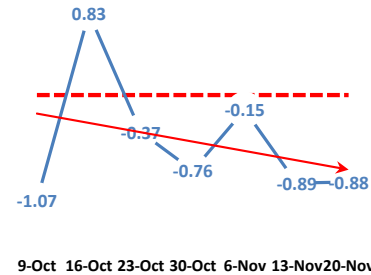
**ULTRA PRO NASDAQ BIOTECH-UBIO**



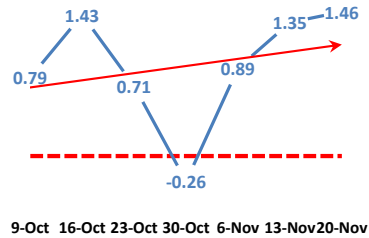
**ULTRA SHORT NASDAQ BIOTECH-ZBIO**



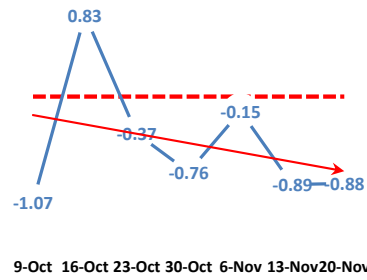
**S&P BIOTECH-XBI**



**VANECK PHARMA -PPH**



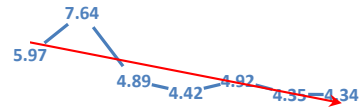
**S&P BIOTECH-XBI**



**S&P BIOTECH 3XBULL-LABU**

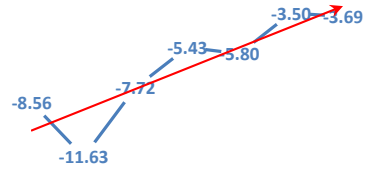


**S&P BIOTECH 3XBULL-LABU**



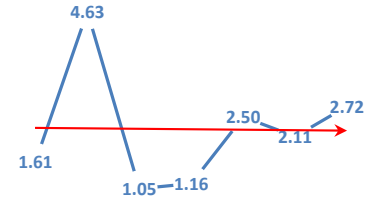
9-Oct 16-Oct 23-Oct 30-Oct 6-Nov 13-Nov 20-Nov

**PROSHR ULTRA SHORT BIOTECH INDEX-BIS**



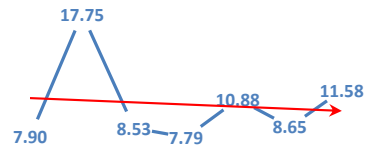
9-Oct 16-Oct 23-Oct 30-Oct 6-Nov 13-Nov 20-Nov

**PROSHR ULTRA SHORT BIOTECH INDEX-BIS**



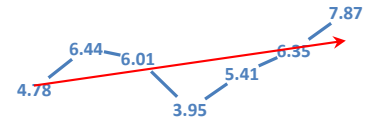
9-Oct 16-Oct 23-Oct 30-Oct 6-Nov 13-Nov 20-Nov

**ALPS MED BREAKTROUGH-SBIO**



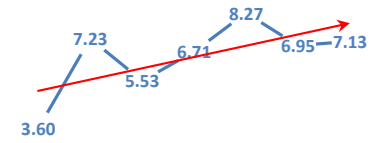
9-Oct 16-Oct 23-Oct 30-Oct 6-Nov 13-Nov 20-Nov

**BIOSHR CLINICAL TRIALS-BBC**



9-Oct 16-Oct 23-Oct 30-Oct 6-Nov 13-Nov 20-Nov

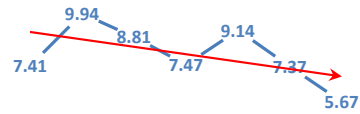
**NYSE ARCA BIOTECH-FBT**



9-Oct 16-Oct 23-Oct 30-Oct 6-Nov 13-Nov 20-Nov

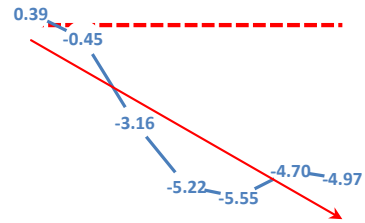
## Biotech - Large Cap

**ALEXION PHARMA-ALXN**



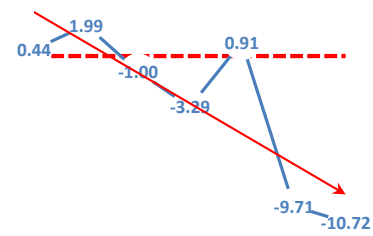
9-Oct 16-Oct 23-Oct 30-Oct 6-Nov 13-Nov 20-Nov

**AMGEN-AMGN**



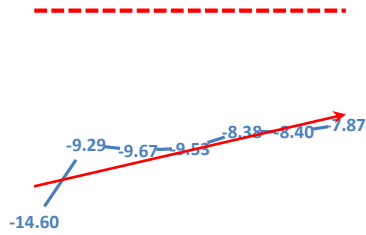
9-Oct 16-Oct 23-Oct 30-Oct 6-Nov 13-Nov 20-Nov

**BIOGEN IDEC-BIIB**



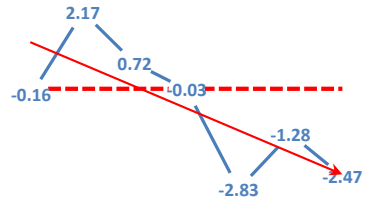
9-Oct 16-Oct 23-Oct 30-Oct 6-Nov 13-Nov 20-Nov

**BIOMARIN PHARMA-BMRN**



9-Oct 16-Oct 23-Oct 30-Oct 6-Nov 13-Nov 20-Nov

**ANIKA THERAPUTICS-ANIK**



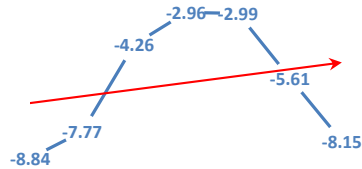
9-Oct 16-Oct 23-Oct 30-Oct 6-Nov 13-Nov 20-Nov

**GILEAD SCIENCES-GILD**



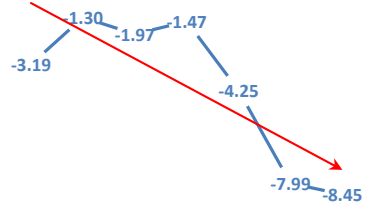
9-Oct 16-Oct 23-Oct 30-Oct 6-Nov 13-Nov 20-Nov

**ILLUMINA-ILMN**



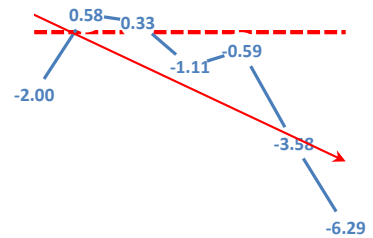
9-Oct 16-Oct 23-Oct 30-Oct 6-Nov 13-Nov 20-Nov

**INCYTE -INCY**



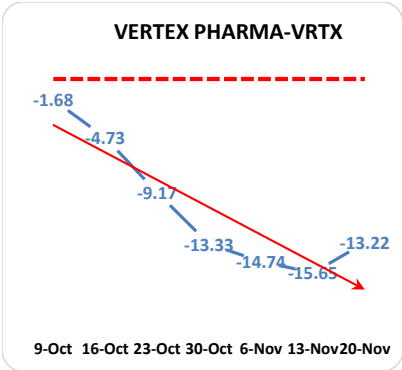
9-Oct 16-Oct 23-Oct 30-Oct 6-Nov 13-Nov 20-Nov

**REGENERON PHARMA-REGN**

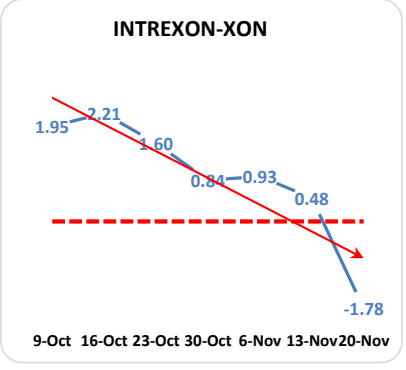
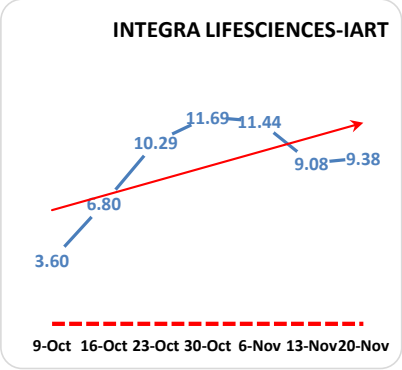
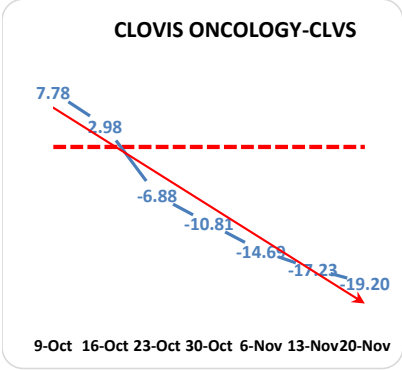
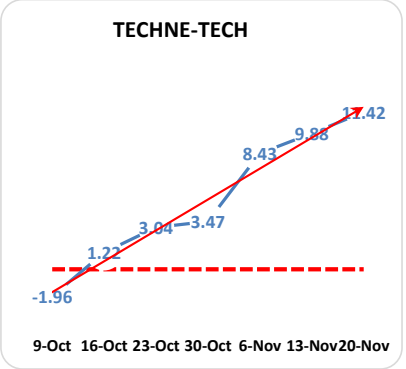
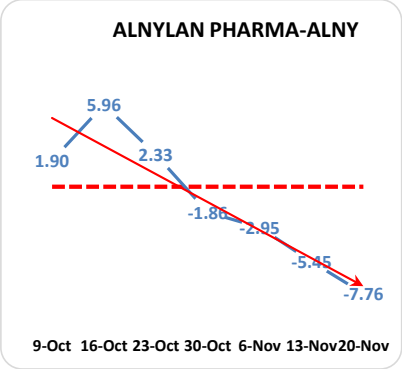
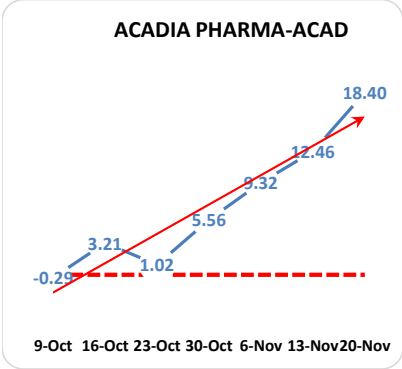


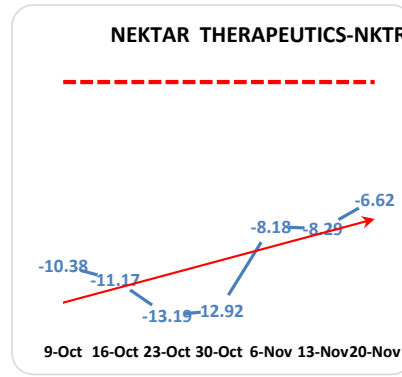
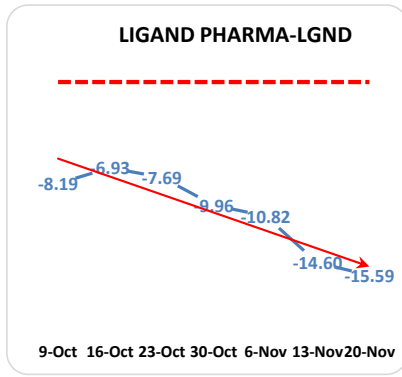
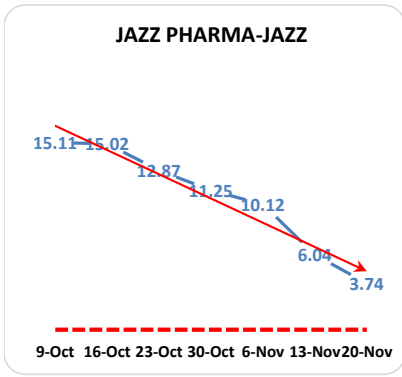
9-Oct 16-Oct 23-Oct 30-Oct 6-Nov 13-Nov 20-Nov



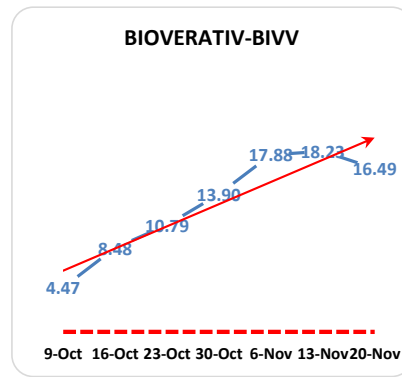
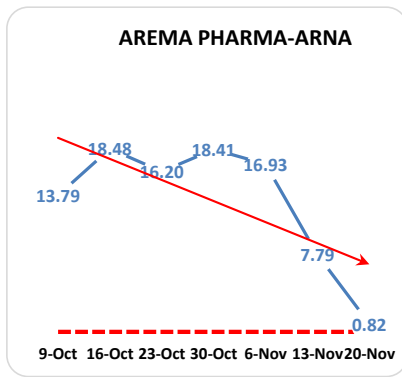
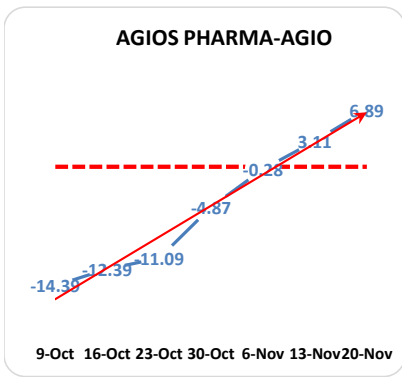
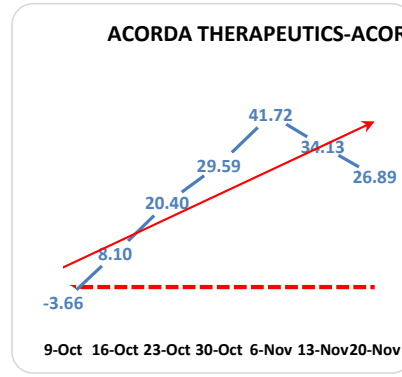
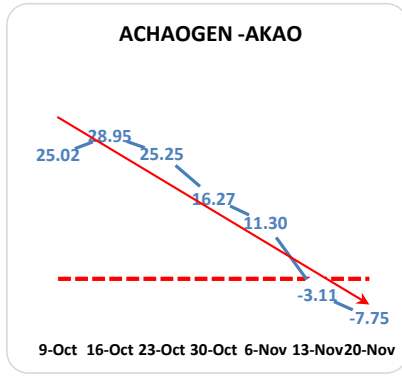
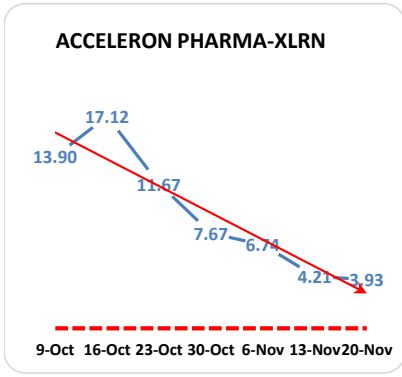


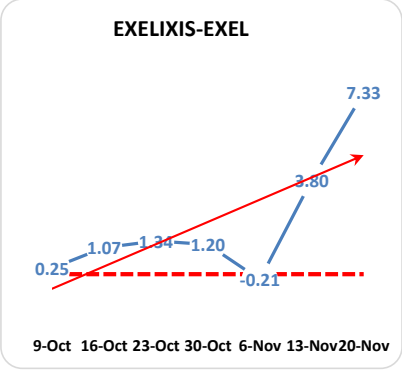
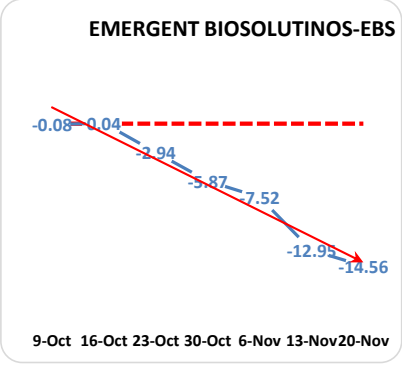
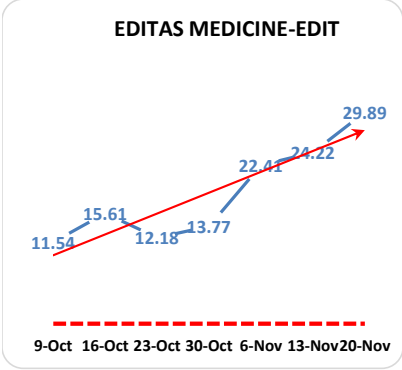
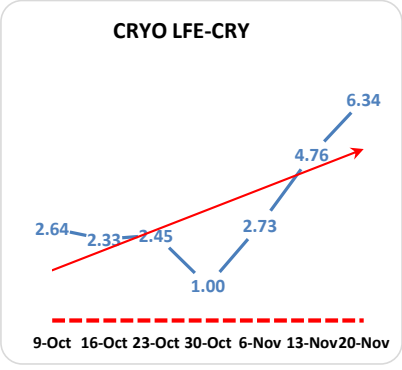
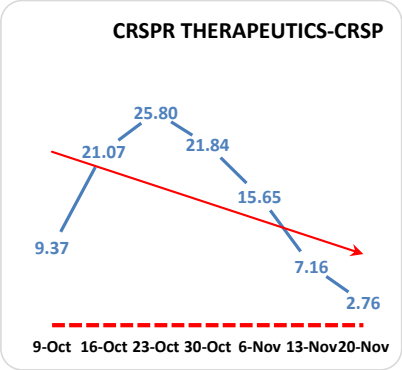
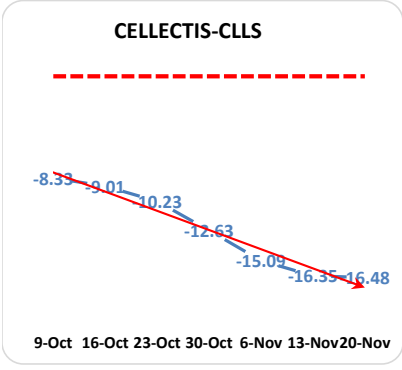
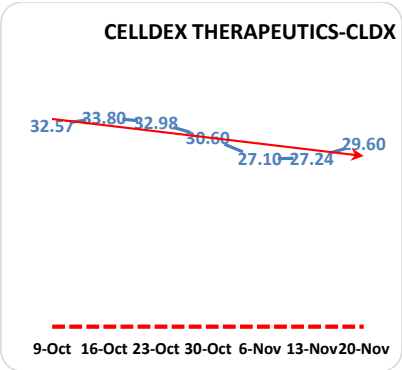
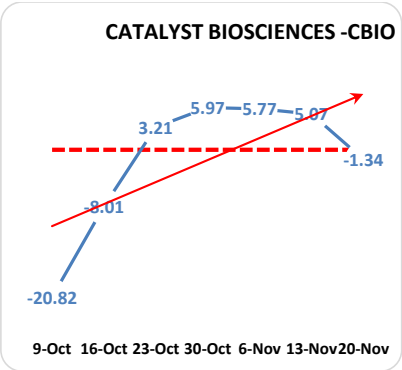
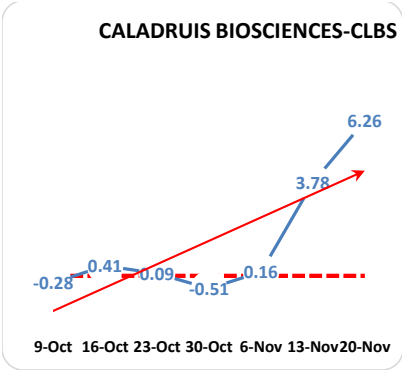
## Biotech - Mid Cap

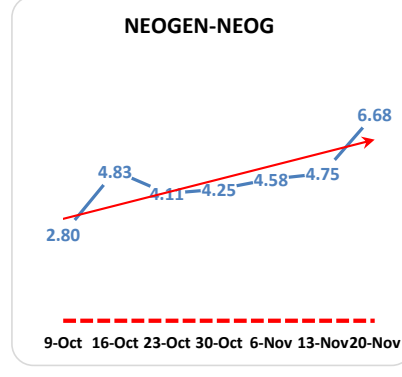
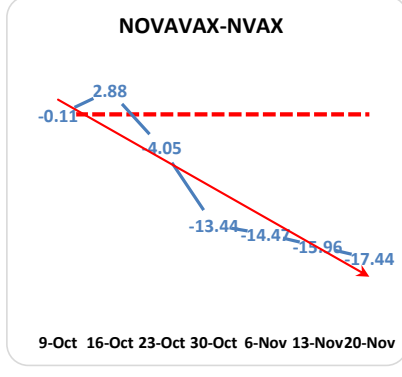
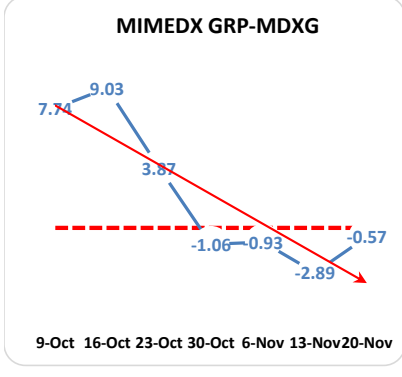
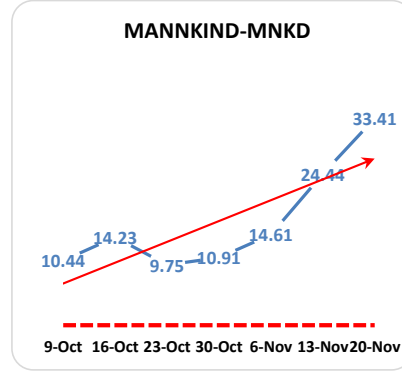
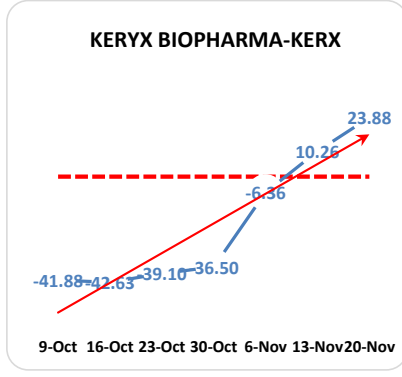
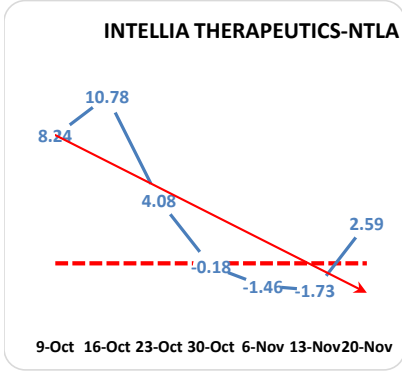
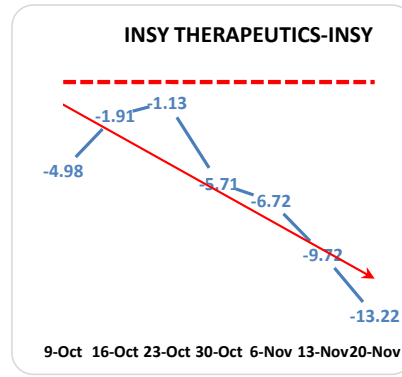
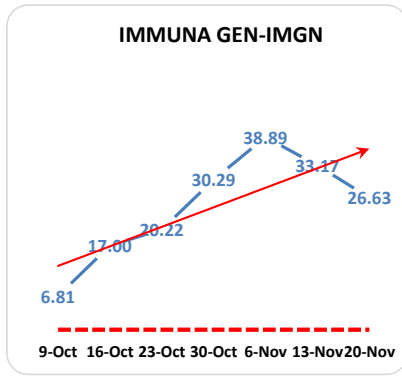
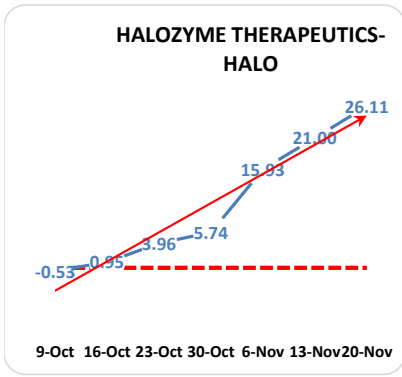




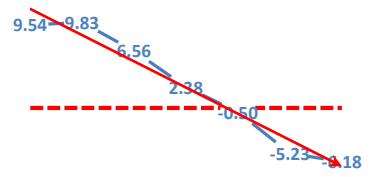
## Biotech - Small Cap








### OPHTHOTECH-OPHT



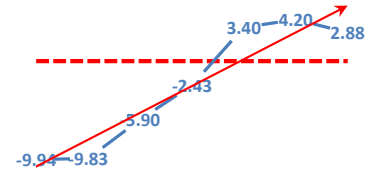
9-Oct 16-Oct 23-Oct 30-Oct 6-Nov 13-Nov 20-Nov

### PORTOLA PHARMA-PTLA



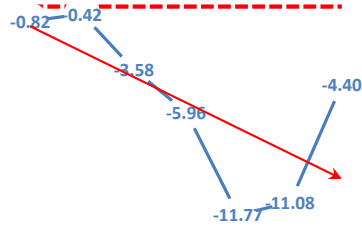
9-Oct 16-Oct 23-Oct 30-Oct 6-Nov 13-Nov 20-Nov

### PROTHENA-PRTA



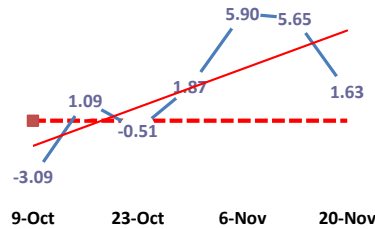
9-Oct 16-Oct 23-Oct 30-Oct 6-Nov 13-Nov 20-Nov

### PUMA BIOTECH-PBYI



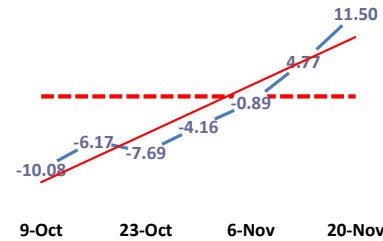
9-Oct 16-Oct 23-Oct 30-Oct 6-Nov 13-Nov 20-Nov

### Sangano Biosciences-SGMO



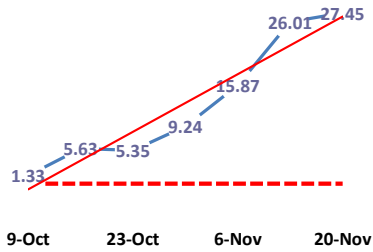
9-Oct 23-Oct 6-Nov 20-Nov

### Regenexbio - RGNX



9-Oct 23-Oct 6-Nov 20-Nov

### TransEnterix - TRXC



9-Oct 23-Oct 6-Nov 20-Nov