





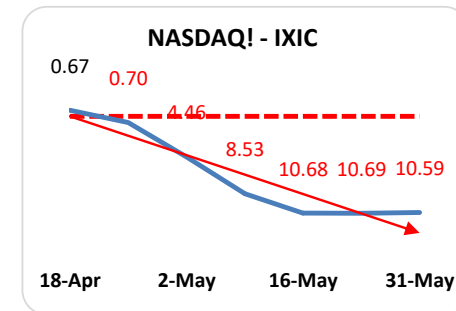
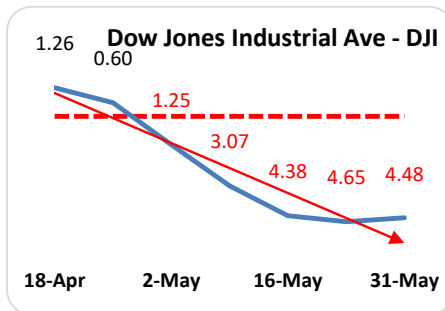
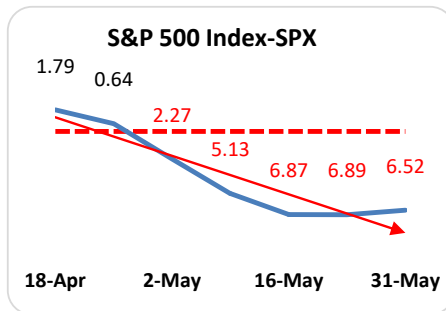
	Symbol	Price	QPM Score	Trend	Started	Price	Since Start
Nike	NKE	118.85	D1-3	Negative	5-Jan-22	162.25	-26.75%
Procter & Gamble Co	PG	147.88	C3-1	Negative	18-May-22	145.04	1.96%
Salesforce .com	CRM	160.24	D2-3	Negative	7-Dec-21	266.99	-39.98%
Travelers Companies Inc	TRV	179.04	C2-1	Negative	5-May-22	172.01	4.09%
United Healthcare	UNH	496.78	C3-1	Negative	18-May-22	471.38	5.39%
Verizon Communications Inc	VZ	51.29	C3-1	Negative	22-Apr-22	51.91	-1.19%
Visa	V	212.17	C3-1	Negative	29-Apr-22	213.13	-0.45%
Walgreens Boots Alliance	WBA	43.83	D1-1	Negative	14-Feb-22	47.36	-7.45%
Walmart	WMT	128.63	D1-2	Negative	18-May-22	122.43	5.06%
Walt Disney	DIS	110.44	D2-3	Negative	8-Oct-21	176.74	-37.51%
Dow Jones Industrial Ave.	DJIA	32990.12	D1-1	Negative	27-Apr-22	33301.93	-0.94%
NASDAQ OTC Composite	NASDAQ	12081.39	D2-3	Negative	21-Apr-22	13174.65	-8.30%
S&P 500 Composite	SP500	4132.15	C3-2	Negative	26-Apr-22	4175.20	-1.03%
<u>Quacera L.L.C.</u>				Glenn Holderreed <a href="mailto:www.glenn@quacera.com">www.glenn@quacera.com</a>			
417 Mace Blvd. Suite J #135 Davis, CA 95618				John King <a href="mailto:www.john@quacera.com">www.john@quacera.com</a>			

## Quacera Daily Momentum Summary -Dow Jones Components

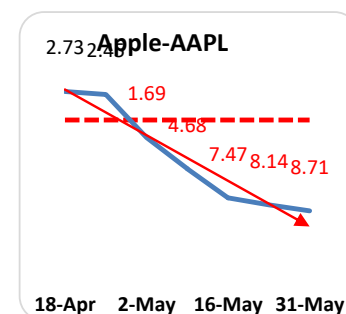
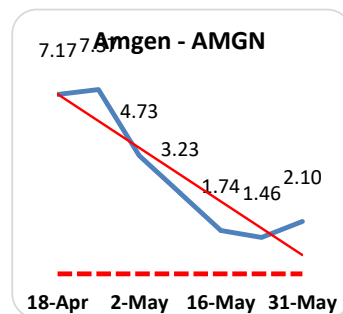
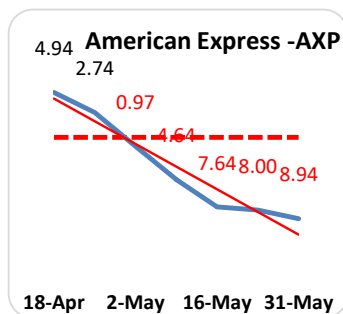
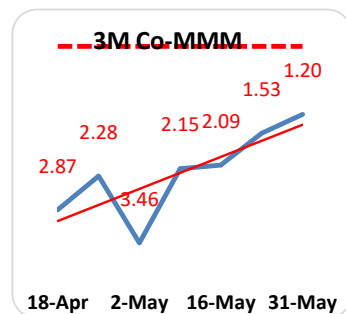
Charts are not to scale: The numbers are momentum values

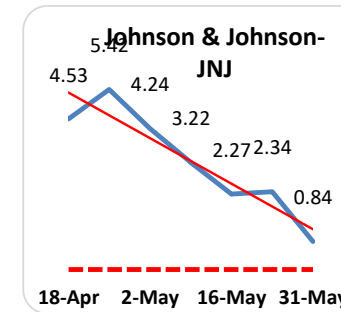
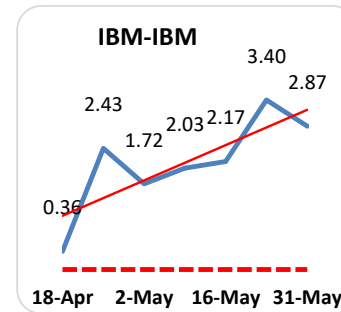
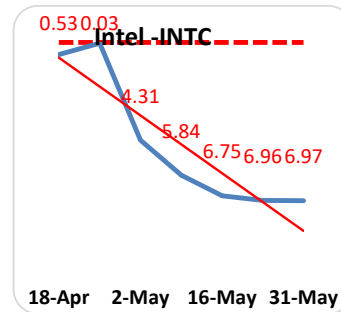
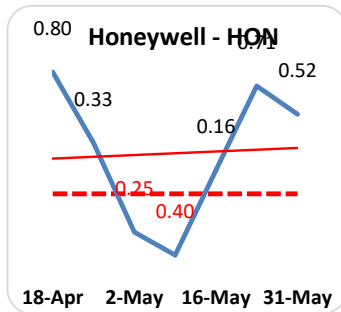
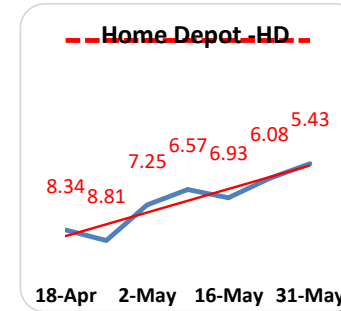
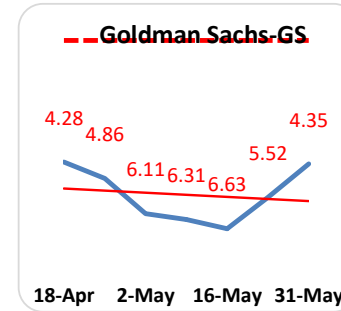
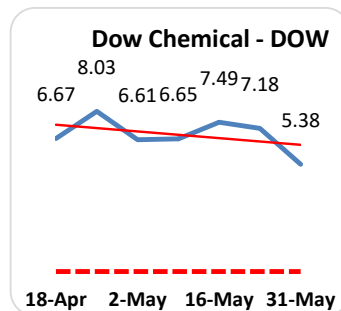
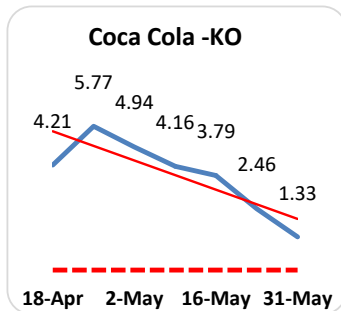
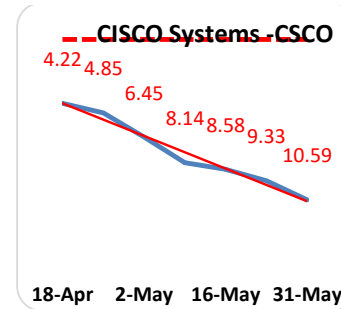
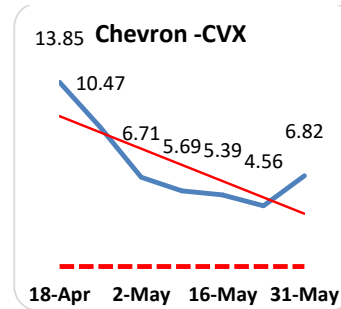
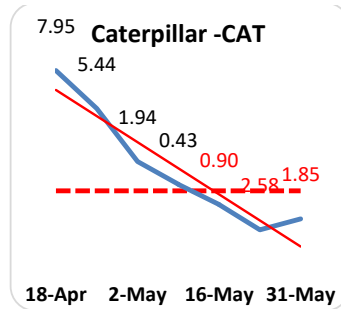
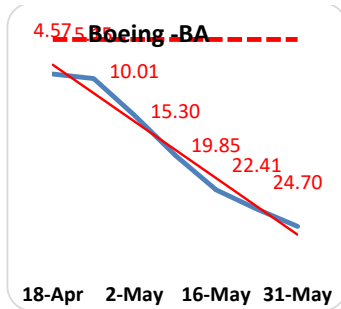


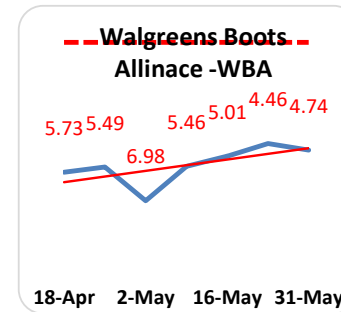
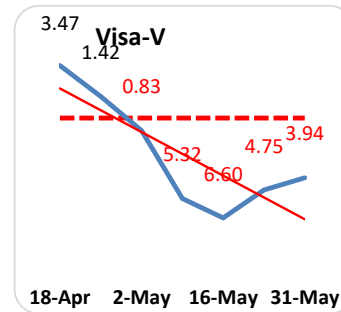
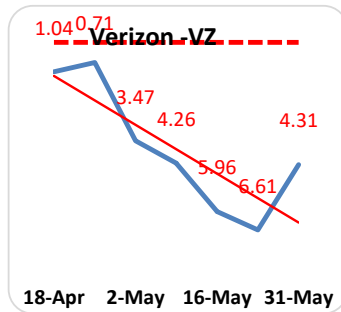
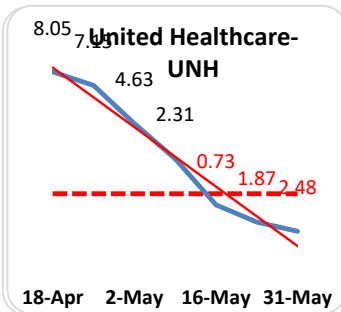
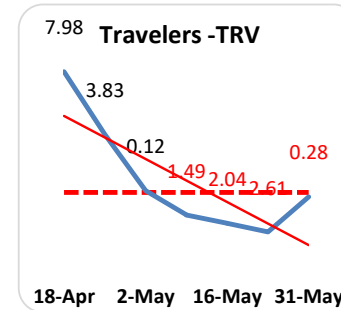
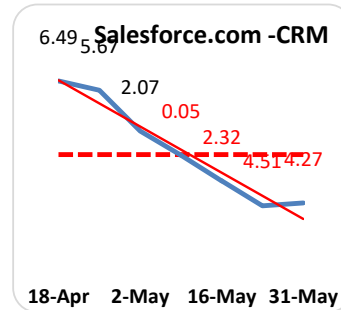
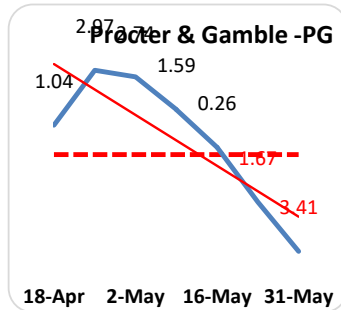
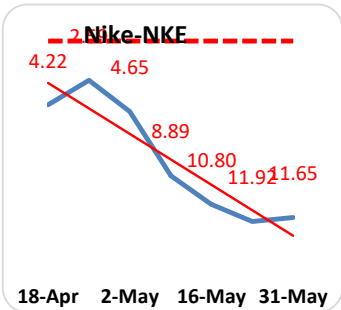
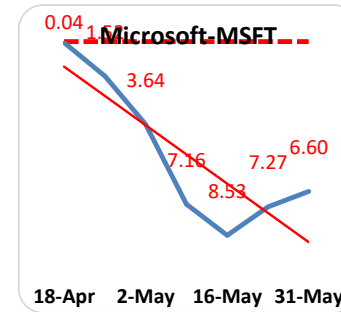
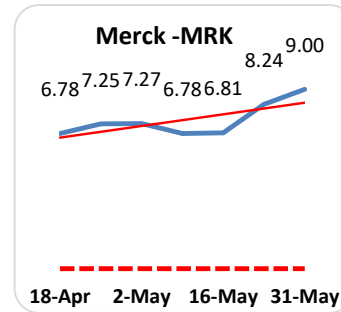
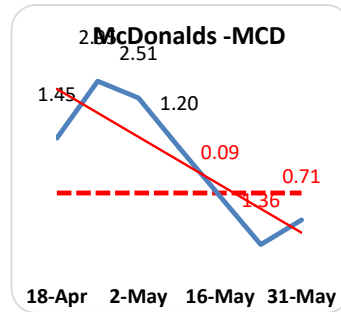
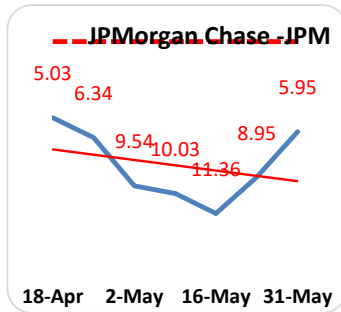
### Averages

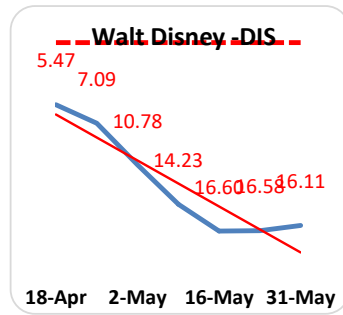
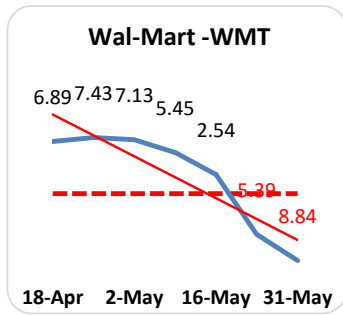


### Dow Jones Average Components









May 31, 2022

	Symbol	27-May-22	31-May-22	Price Change	% Chg	Dow Points	Best Worse
3M Co	MMM	149.51	149.29	-0.22	-0.15%	-1.45	
American Express	AXP	169.60	168.82	-0.78	-0.46%	-5.14	
Amgen	AMGN	255.26	256.74	1.48	0.58%	9.74	9.74
Apple	AAPL	149.64	148.84	-0.80	-0.53%	-5.27	
Boeing	BA	132.23	131.40	-0.83	-0.63%	-5.46	
Caterpillar Inc	CAT	217.14	215.85	-1.29	-0.59%	-8.49	
Chevron Corp	CVX	178.28	174.66	-3.62	-2.03%	-23.83	
CISCO Systems Inc	CSCO	45.62	45.05	-0.57	-1.25%	-3.75	
Coca Cola Co	KO	64.68	63.38	-1.30	-2.01%	-8.56	
Dow Chemical	DOW	69.06	67.98	-1.08	-1.56%	-7.11	
Goldman Sachs	GS	328.58	326.85	-1.73	-0.53%	-11.39	
Home Depot Inc	HD	308.46	302.75	-5.71	-1.85%	-37.59	-37.59
Honeywell	HON	196.35	193.62	-2.73	-1.39%	-17.97	
Intel Corp	INTC	44.55	44.42	-0.13	-0.29%	-0.86	
International Business Machine	IBM	139.27	138.84	-0.43	-0.31%	-2.83	
Johnson & Johnson	JNJ	181.09	179.53	-1.56	-0.86%	-10.27	
JPMorgan Chase and Co	JPM	131.27	132.23	0.96	0.73%	6.32	
McDonalds Corp	MCD	251.87	252.21	0.34	0.13%	2.24	
Merck & Co Inc	MRK	93.08	92.03	-1.05	-1.13%	-6.91	
Microsoft Corp	MSFT	273.24	271.87	-1.37	-0.50%	-9.02	
Nike	NKE	115.99	118.85	2.86	2.47%	18.83	18.83
Procter & Gamble Co	PG	148.72	147.88	-0.84	-0.56%	-5.53	
Salesforce.com	CRM	165.10	160.24	-4.86	-2.94%	-32.00	-32.00
Travelers Companies Inc	TRV	177.83	179.04	1.21	0.68%	7.97	7.97
United Healthcare	UNH	507.11	496.78	-10.33	-2.04%	-68.01	-68.01
Verizon Communications Inc	VZ	51.40	51.29	-0.11	-0.21%	-0.72	
Visa	V	212.88	212.17	-0.71	-0.33%	-4.67	
Walgreen Boots	WBA	43.71	43.83	0.12	0.27%	0.79	
Walmart	WMT	128.48	128.63	0.15	0.12%	0.99	
Walt Disney	DIS	109.32	110.44	1.12	1.02%	7.37	
		27-May-22	31-May-22				
Dow Jones Industrial Average	DJIA	33212.96	32990.12	-222.84	-0.67%	-222.60	
Component Advancing	8						
Component Declining	22						

# Dow Jones Weekly Change

May 27, 2022				Price	%	Dow			
	Symbol	May 20, 2022	May 27, 2022	Change	Chg	Points			
3M Co	MMM	143.83	149.51	5.68	3.95%	37.43			
American Express	AXP	153.24	169.60	16.36	10.68%	107.82			
Amgen	AMGN	247.50	255.26	7.76	3.14%	51.14			
Apple	AAPL	137.59	149.64	12.05	8.76%	79.42			
Boeing	BA	120.70	132.23	11.53	9.55%	75.99			
Caterpillar Inc	CAT	197.82	217.14	19.32	9.77%	127.33			
Chevron Corp	CVX	167.82	178.28	10.46	6.23%	68.94			
CISCO Systems Inc	CSCO	42.94	45.62	2.68	6.24%	17.66			
Coca Cola Co	KO	60.98	64.68	3.70	6.07%	24.39			
Dow Chemical	DOW	68.11	69.06	0.95	1.39%	6.26	6.26		
Goldman Sachs	GS	306.80	328.58	21.78	7.10%	143.54	143.54		
Home Depot Inc	HD	287.19	308.46	21.27	7.41%	140.18	140.18		
Honeywell	HON	189.75	196.35	6.60	3.48%	43.50			
Intel Corp	INTC	41.65	44.55	2.90	6.96%	19.11			
International Business Machine	IBM	128.48	139.27	10.79	8.40%	71.11			
Johnson & Johnson	JNJ	176.98	181.09	4.11	2.32%	27.09			
JPMorgan Chase and Co	JPM	117.34	131.27	13.93	11.87%	91.81			
McDonalds Corp	MCD	233.91	251.87	17.96	7.68%	118.37			
Merck & Co Inc	MRK	93.55	93.08	-0.47	-0.50%	-3.10	-3.10		
Microsoft Corp	MSFT	252.56	273.24	20.68	8.19%	136.29			
Nike	NKE	108.00	115.99	7.99	7.40%	52.66			
Procter & Gamble Co	PG	141.79	148.72	6.93	4.89%	45.67			
Salesforce.com	CRM	159.65	165.10	5.45	3.41%	35.92			
Travelers Companies Inc	TRV	168.24	177.83	9.59	5.70%	63.20			
United Healthcare	UNH	485.73	507.11	21.38	4.40%	140.91	140.91		
Verizon Communications Inc	VZ	49.53	51.40	1.87	3.78%	12.32	12.32		
Visa	V	199.03	212.88	13.85	6.96%	91.28			
Walgreen Boots	WBA	40.96	43.71	2.75	6.71%	18.12			
Walmart	WMT	119.20	128.48	9.28	7.79%	61.16			
Walt Disney	DIS	102.42	109.32	6.90	6.74%	45.48			
Dow Jones Industrial Average	DJIA	May 20, 2022	May 27, 2022						
Component Advancing	29	31261.90	33212.96	1951.06	6.24%	1951.02			
Component Declining	1								