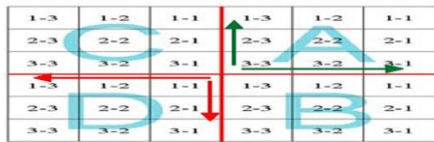


Quacera L.L.C.

New Perspectives for Investment Decisions

Quacera Trend Report: Dow Jones Average Components



"A" Pos Perf & Pos Mo
 "B" Neg Perf & Pos Mo
 "C" Pos Perf & Neg Mo
 "D" Neg Perf & Neg Mo

November 20, 2020

Quadrants "A" and "D" are destination Quadrants

Quadrants "B" and "C" are Transition Quadrants

Signals are more easily reversed in transition quadrants

		Today's					
	Symbol	Price	QPM Score	Trend	Started	Starting Price	% Change Since Start
3M Co	MMM	172.89	B1-3	Positive	22-May-20	146.44	18.06%
American Express	AXP	112.58	A3-2	Positive	9-Nov-20	117.37	-4.08%
Amgen	AMGN	223.17	D2-1	Negative	14-Oct-20	237.65	-6.09%
Apple	AAPL	117.34	A3-3	Positive	30-Apr-20	73.45	59.75%
Boeing	BA	199.62	A2-2	Positive	13-Nov-20	187.11	6.69%
Caterpillar Inc	CAT	172.23	A3-2	Positive	2-Jun-20	123.32	39.66%
Chevron Corp	CVX	85.79	B1-2	Positive	16-Nov-20	88.96	-3.56%
CISCO Systems Inc	CSCO	40.97	D2-1	Negative	19-Aug-20	41.87	-2.15%
Coca Cola Co	KO	52.67	B1-3	Positive	27-Jul-20	48.48	8.64%
Dow Chemical	DOW	54.73	A3-2	Positive	22-May-20	36.14	51.44%
Goldman Sachs	GS	223.35	A3-3	Positive	9-Nov-20	214.93	3.92%
Home Depot Inc	HD	269.81	D2-1	Negative	17-Nov-20	272.47	-0.98%
Honeywell	HON	202.00	A2-1	Positive	16-Jul-20	153.08	31.96%
Intel Corp	INTC	45.39	D3-3	Negative	26-Oct-20	46.72	-2.85%
International Business Machine	IBM	116.94	D2-2	Negative	20-Oct-20	117.37	-0.37%
Johnson & Johnson	JNJ	146.36	D2-1	Negative	19-Oct-20	144.32	1.41%
JPMorgan Chase and Co	JPM	114.57	A3-2	Positive	22-Oct-20	102.88	11.36%
McDonalds Corp	MCD	214.09	D1-1	Negative	18-Nov-20	215.52	-0.66%
Merck & Co Inc	MRK	80.45	D2-1	Negative	7-Oct-20	80.04	0.51%
Microsoft Corp	MSFT	210.39	D1-1	Negative	20-Nov-20	210.39	0.00%
Nike	NKE	132.98	A3-2	Positive	27-Apr-20	89.37	48.80%

Quacera L.L.C.

New Perspectives for Investment Decisions

Procter & Gamble Co	PG	139.30	B1-3	Positive	12-Jun-20	115.62	20.48%
Salesforce.com	CRM	258.04	A3-3	Positive	6-May-20	163.67	57.66%
Travelers Companies Inc	TRV	134.55	A3-1	Positive	21-Oct-20	125.00	7.64%
United Healthcare	UNH	334.70	A3-2	Positive	6-Oct-20	314.45	6.44%
Verizon Communications Inc	VZ	60.04	B1-3	Positive	18-Nov-20	60.32	-0.46%
Visa	V	203.88	B1-3	Positive	19-Nov-20	207.57	-1.78%
Walgreen Boots	WBA	37.53	B1-3	Positive	9-Nov-20	39.79	-5.67%
Walmart	WMT	150.24	A3-3	Positive	13-Jul-20	129.52	16.00%
Walt Disney	DIS	141.07	A3-2	Positive	9-Nov-20	142.59	-1.07%

Dow Jones Industrial Average	DJIA	29263.48	A3-3	Positive	22-May-20	24465.16	19.61%
NASDAQ OTC Composite	NASDAQ	11854.97	A2-3	Positive	27-Apr-20	8730.16	35.79%
S&P 500 Composite	SP500	3557.54	A3-3	Positive	4-May-20	2842.74	25.14%

Quacera L.L.C.

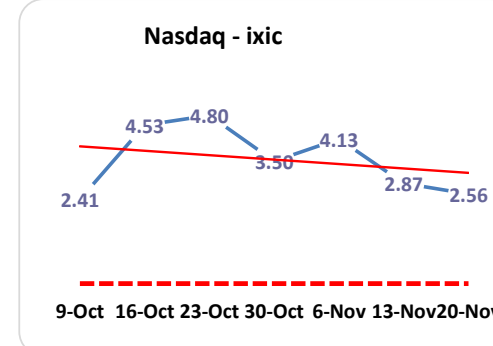
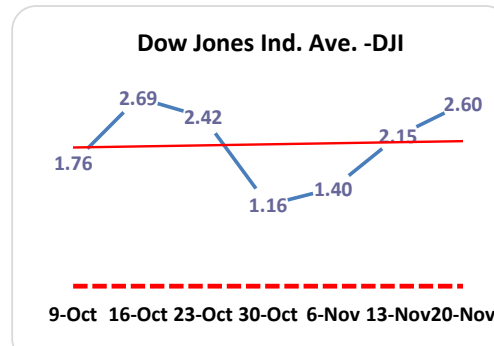
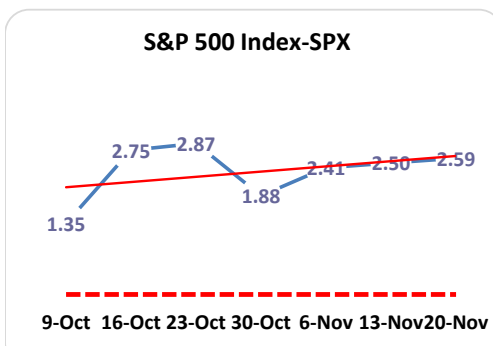
417 Mace Blvd. Suite J #135 Davis, CA 95618

Glenn Holderreed www.glenn@quacera.com

John King www.john@quacera.com

Quacera Daily Momentum Summary -Dow Jones Components

Averages

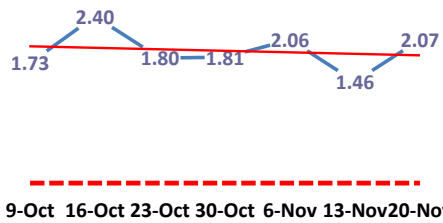


Quacera L.L.C.

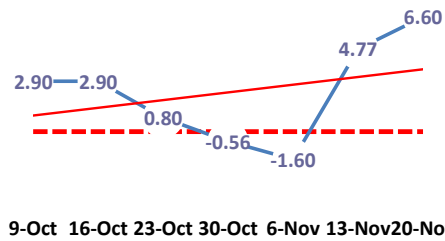
New Perspectives for Investment Decisions

Dow Jones Average Components

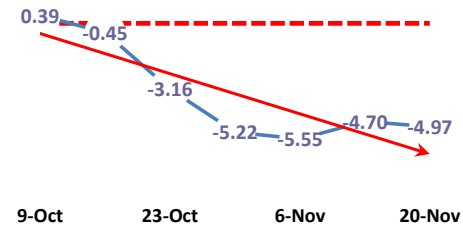
3M Co-MMM



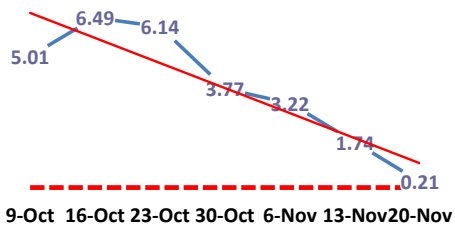
American Express -AXP



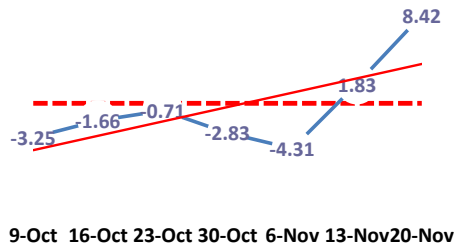
Amgen - AMGN



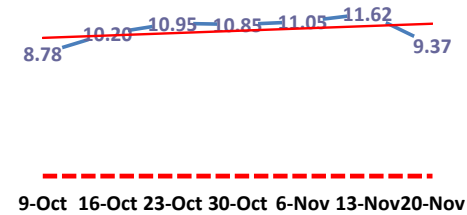
Apple-AAPL



Boeing -BA



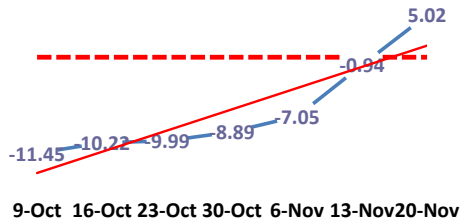
Caterpillar -CAT



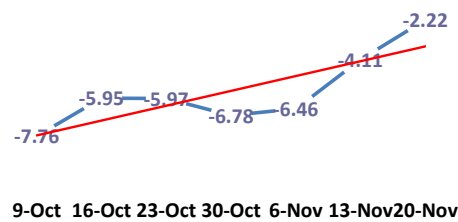
Quacera L.L.C.

New Perspectives for Investment Decisions

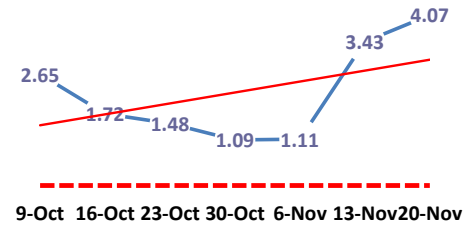
Chevron -CVX



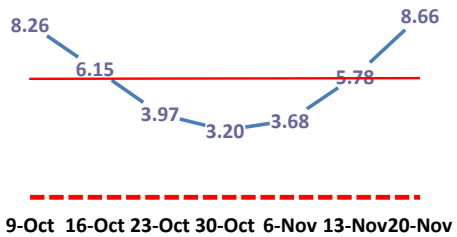
CISCO Systems -CSCO



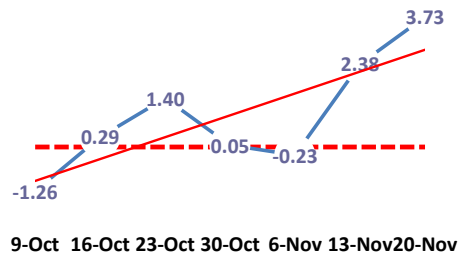
Coca Cola -KO



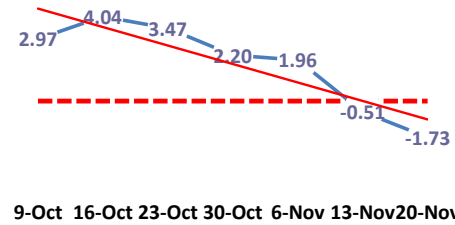
Dow Chemical - DOW



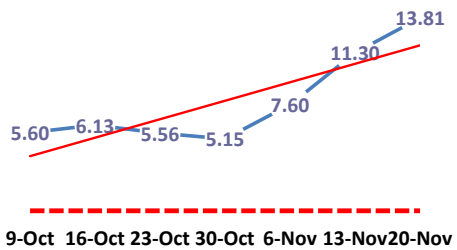
Goldman Sachs -GS



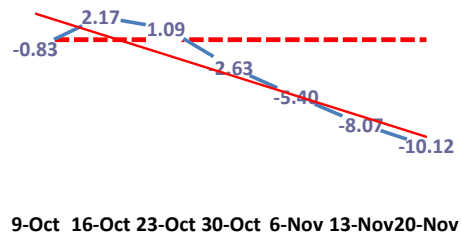
Home Depot -HD



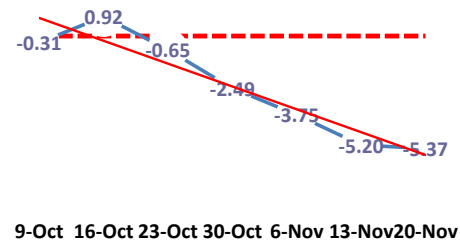
Honeywell - HON



Intel -INTC



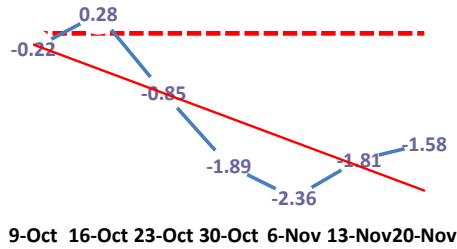
IBM -IBM



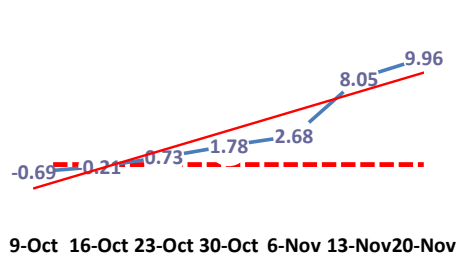
Quacera L.L.C.

New Perspectives for Investment Decisions

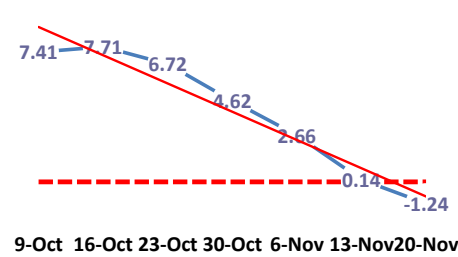
Johnson & Johnson-JNJ



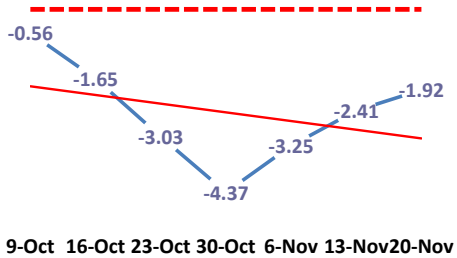
JPMorgan Chase -JPM



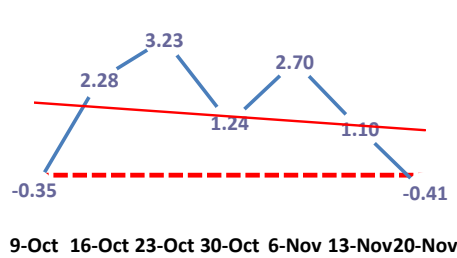
McDonalds -MCD



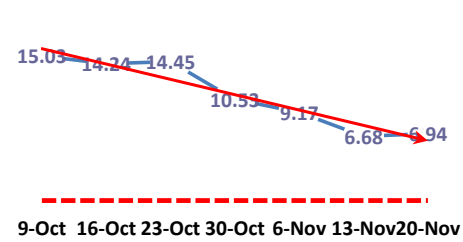
Merck -MRK



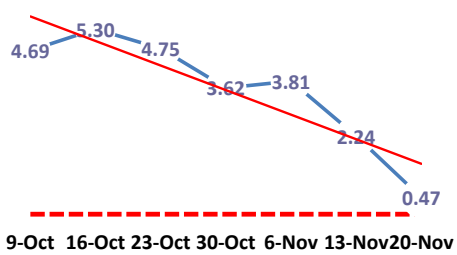
Microsoft-MSFT



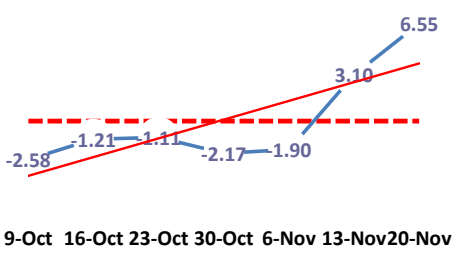
Nike-NKE



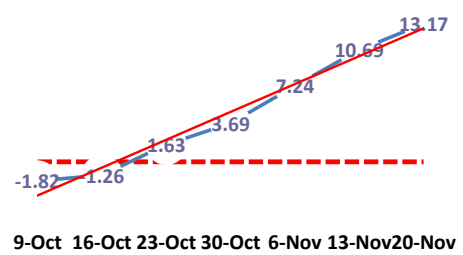
Procter & Gamble -PG



Salesforce.com -CRM



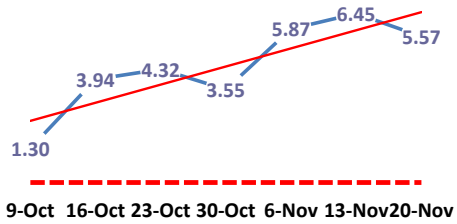
Travelers -TRV



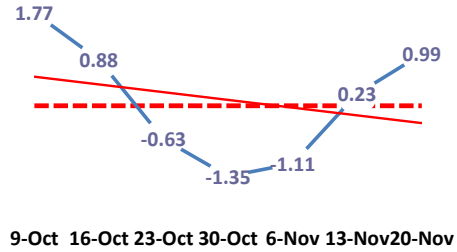
Quacera L.L.C.

New Perspectives for Investment Decisions

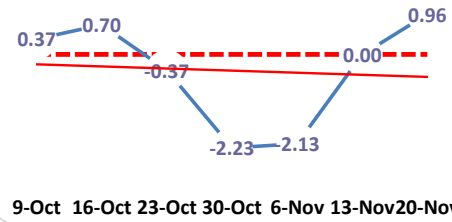
United Healthcare-UNH



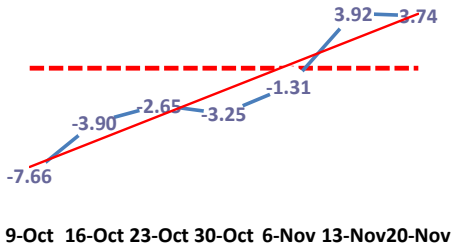
Verizon -VZ



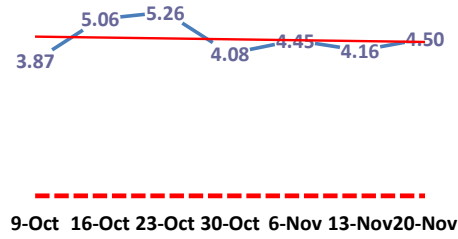
Visa-V



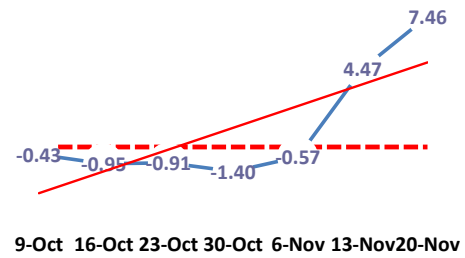
Walgreens Boots Allinace -WBA



Wal-Mart -WMT



Walt Disney -DIS



November 20, 2020

	Symbol	19-Nov-20	20-Nov-20	Price Change	% Chg	Dow Points	Best Worse
3M Co	MMM	171.61	172.89	1.28	0.75%	8.42	8.42
American Express	AXP	114.14	112.58	-1.56	-1.37%	-10.26	
Amgen	AMGN	224.67	223.17	-1.50	-0.67%	-9.87	
Apple	AAPL	118.64	117.34	-1.30	-1.10%	-8.55	
Boeing	BA	205.67	199.62	-6.05	-2.94%	-39.81	-39.81
Caterpillar Inc	CAT	172.90	172.23	-0.67	-0.39%	-4.41	
Chevron Corp	CVX	85.73	85.79	0.06	0.07%	0.39	
CISCO Systems Inc	CSCO	41.17	40.97	-0.20	-0.49%	-1.32	
Coca Cola Co	KO	53.13	52.67	-0.46	-0.87%	-3.03	
Dow Chemical	DOW	55.34	54.73	-0.61	-1.10%	-4.01	
Goldman Sachs	GS	224.57	223.35	-1.22	-0.54%	-8.03	
Home Depot Inc	HD	270.93	269.81	-1.12	-0.41%	-7.37	
Honeywell	HON	202.72	202.00	-0.72	-0.36%	-4.74	
Intel Corp	INTC	45.62	45.39	-0.23	-0.50%	-1.51	
International Business Machine	IBM	117.18	116.94	-0.24	-0.20%	-1.58	
Johnson & Johnson	JNJ	147.14	146.36	-0.78	-0.53%	-5.13	
JPMorgan Chase and Co	JPM	115.56	114.57	-0.99	-0.86%	-6.51	
McDonalds Corp	MCD	215.11	214.09	-1.02	-0.47%	-6.71	
Merck & Co Inc	MRK	80.39	80.45	0.06	0.07%	0.39	
Microsoft Corp	MSFT	212.42	210.39	-2.03	-0.96%	-13.36	
Nike	NKE	131.91	132.98	1.07	0.81%	7.04	7.04
Procter & Gamble Co	PG	139.53	139.30	-0.23	-0.16%	-1.51	
Salesforce.com	CRM	264.65	258.04	-6.61	-2.50%	-43.49	-43.49
Travelers Companies Inc	TRV	133.87	134.55	0.68	0.51%	4.47	4.47
United Healthcare	UNH	337.00	334.70	-2.30	-0.68%	-15.13	
Verizon Communications Inc	VZ	60.21	60.04	-0.17	-0.28%	-1.12	
Visa	V	207.57	203.88	-3.69	-1.78%	-24.28	-24.28
Walgreen Boots	WBA	37.85	37.53	-0.32	-0.85%	-2.11	
Walmart	WMT	152.12	150.24	-1.88	-1.24%	-12.37	
Walt Disney	DIS	141.72	141.07	-0.65	-0.46%	-4.28	
		19-Nov-20	20-Nov-20				
Dow Jones Industrial Average	DJIA	29483.23	29263.48	-219.75	-0.75%	-219.75	
Component Advancing	5						
Component Declining	25						

Dow Jones Weekly Change

November 20, 2020

	Symbol	November 13, 2020	November 20, 2020	Price Change	% Chg	Dow Points	Best Worse
3M Co	MMM	169.79	172.89	3.10	1.83%	20.40	
American Express	AXP	114.99	112.58	-2.41	-2.10%	-15.86	
Amgen	AMGN	237.36	223.17	-14.19	-5.98%	-93.36	-93.36
Apple	AAPL	119.26	117.34	-1.92	-1.61%	-12.63	
Boeing	BA	187.11	199.62	12.51	6.69%	82.31	82.31
Caterpillar Inc	CAT	171.71	172.23	0.52	0.30%	3.42	
Chevron Corp	CVX	83.03	85.79	2.76	3.32%	18.16	
CISCO Systems Inc	CSCO	41.40	40.97	-0.43	-1.04%	-2.83	
Coca Cola Co	KO	53.45	52.67	-0.78	-1.46%	-5.13	
Dow Chemical	DOW	51.97	54.73	2.76	5.31%	18.16	
Goldman Sachs	GS	219.08	223.35	4.27	1.95%	28.09	
Home Depot Inc	HD	277.17	269.81	-7.36	-2.66%	-48.43	-48.43
Honeywell	HON	201.54	202.00	0.46	0.23%	3.03	
Intel Corp	INTC	45.46	45.39	-0.07	-0.15%	-0.46	
International Business Machine	IBM	116.85	116.94	0.09	0.08%	0.59	
Johnson & Johnson	JNJ	149.90	146.36	-3.54	-2.36%	-23.29	
JPMorgan Chase and Co	JPM	114.08	114.57	0.49	0.43%	3.22	
McDonalds Corp	MCD	213.28	214.09	0.81	0.38%	5.33	
Merck & Co Inc	MRK	81.09	80.45	-0.64	-0.79%	-4.21	
Microsoft Corp	MSFT	216.51	210.39	-6.12	-2.83%	-40.27	
Nike	NKE	128.28	132.98	4.70	3.66%	30.92	30.92
Procter & Gamble Co	PG	144.28	139.30	-4.98	-3.45%	-32.77	
Salesforce.com	CRM	249.51	258.04	8.53	3.42%	56.12	56.12
Travelers Companies Inc	TRV	134.63	134.55	-0.08	-0.06%	-0.53	
United Healthcare	UNH	355.67	334.70	-20.97	-5.90%	-137.97	-137.97
Verizon Communications Inc	VZ	61.06	60.04	-1.02	-1.67%	-6.71	
Visa	V	210.48	203.88	-6.60	-3.14%	-43.42	
Walgreen Boots	WBA	42.71	37.53	-5.18	-12.13%	-34.08	
Walmart	WMT	150.54	150.24	-0.30	-0.20%	-1.97	
Walt Disney	DIS	138.36	141.07	2.71	1.96%	17.83	
Dow Jones Industrial Average	DJIA	November 13, 2020	November 20, 2020				
Component Advancing	13	29479.81	29263.48	-216.33	-0.73%	-216.33	
Component Declining	17						