

Quacera L.L.C.

New Perspectives for Investment Decisions

Quacera Trend Report: Dow Jones Average Components

August 16, 2019

August 16, 2019

	Symbol	Today's Price	QPM Score	Trend	Started	Starting Price	% Change Since Start
3M Co	MMM	161.50	D1-1	Negative	1-May-19	186.07	-13.20%
American Express	AXP	124.63	A3-3	Positive	5-Feb-19	103.89	19.96%
Apple	AAPL	206.50	A2-3	Positive	24-Jun-19	198.58	3.99%
Boeing	BA	330.45	D1-2	Negative	26-Jul-19	345.00	-4.22%
Caterpillar Inc	CAT	116.43	D1-2	Negative	5-Aug-19	121.65	-4.29%
Chevron Corp	CVX	115.81	D1-1	Negative	14-Aug-19	117.74	-1.64%
CISCO Systems Inc	CSCO	46.96	D2-2	Negative	7-Aug-19	52.34	-10.28%
Coca Cola Co	KO	54.41	A3-3	Positive	18-Apr-19	47.48	14.60%
Dow Chemical	DOW	44.51	D2-2	Negative	1-Aug-19	46.85	-4.99%
Exxon Mobil Corp	XOM	68.30	D2-2	Negative	23-Jul-19	75.37	-9.38%
Goldman Sachs	GS	199.42	A3-3	Positive	1-Jul-19	206.86	-3.60%
Home Depot Inc	HD	203.65	A3-3	Positive	13-Jun-19	202.35	0.64%
Intel Corp	INTC	46.50	D1-1	Negative	15-Aug-19	45.70	1.75%
International Business Machine	IBM	133.76	B1-3	Positive	1-Jul-19	139.88	-4.38%
Johnson & Johnson	JNJ	131.36	D1-1	Negative	18-Jul-19	132.07	-0.54%
JPMorgan Chase and Co	JPM	107.72	D1-1	Negative	14-Aug-19	104.80	2.79%
McDonalds Corp	MCD	218.47	A3-3	Positive	11-Mar-19	181.08	20.65%
Merck & Co Inc	MRK	85.06	A3-3	Positive	23-May-19	81.02	4.99%
Microsoft Corp	MSFT	136.13	A3-3	Positive	8-Feb-19	105.67	28.83%
Nike	NKE	80.28	D1-1	Negative	9-Aug-19	81.98	-2.07%
Pfizer Inc	PFE	34.65	D2-3	Negative	30-Jul-19	38.79	-10.67%

Quacera L.L.C.

New Perspectives for Investment Decisions

Procter & Gamble Co	PG	119.18	A2-3	Positive	19-Oct-18	87.30	36.52%
Travelers Companies Inc	TRV	146.81	C3-1	Negative	12-Aug-19	146.45	0.25%
United Healthcare	UNH	245.69	C3-1	Negative	16-Aug-19	245.69	0.00%
United Technology	UTX	125.05	D1-1	Negative	14-Aug-19	124.30	0.60%
Verizon Communications Inc	VZ	56.65	D1-1	Negative	22-Jul-19	55.50	2.07%
Visa	V	178.23	A3-3	Positive	30-Jan-19	137.60	29.53%
Walgreen Boots	WBA	50.48	D1-1	Negative	8-Aug-19	53.02	-4.79%
Walmart	WMT	112.99	A3-3	Positive	24-Jan-19	98.36	14.87%
Walt Disney	DIS	135.20	A3-3	Positive	4-Apr-19	114.75	17.82%

Averages

Dow Jones Industrial Average	DJIA	25886.01	C3-1	Negative	14-Aug-19	25479.42	1.60%
NASDAQ OTC Composite	NASDAQ	7895.99	C3-1	Negative	16-Aug-19	7895.99	0.00%
S&P 500 Composite	SP500	2888.68	D1-1	Negative	17-Oct-18	2809.21	-6.17%

Quacera L.L.C.

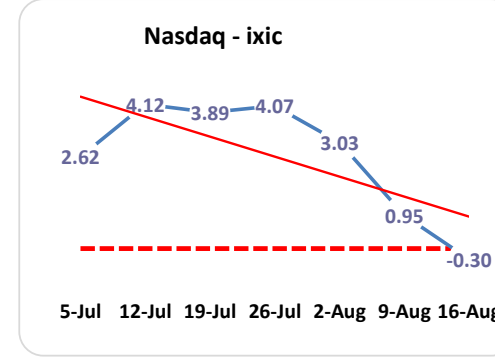
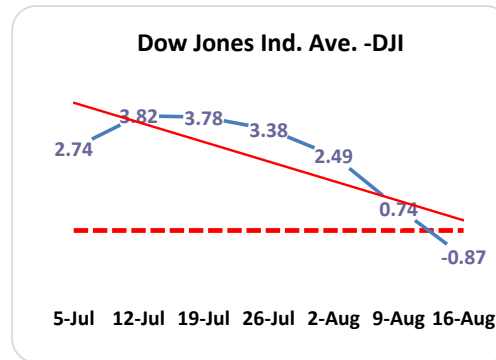
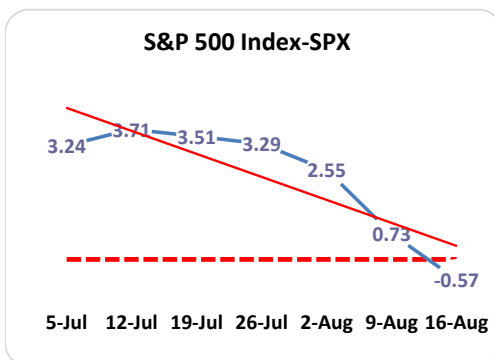
417 Mace Blvd. Suite J #135 Davis, CA 95618

Glenn Holderreed www.glenn@quacera.com

John King www.john@quacera.com

Quacera Daily Momentum Summary -Dow Jones Components

Averages

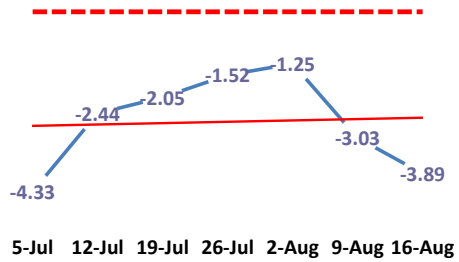


Quacera L.L.C.

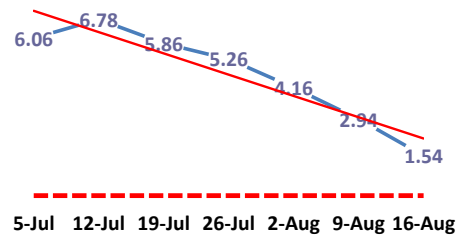
New Perspectives for Investment Decisions

Dow Jones Average Components

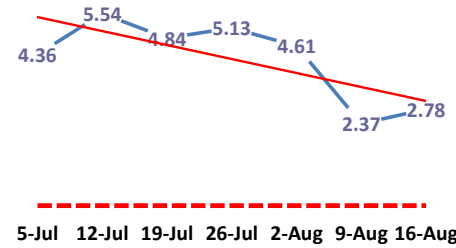
3M Co-MMM



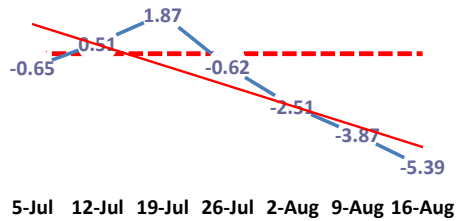
American Express -AXP



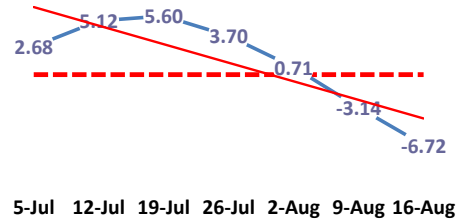
Apple-AAPL



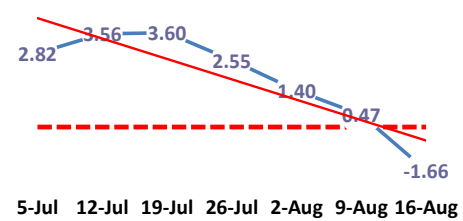
Boeing -BA



Caterpillar -CAT



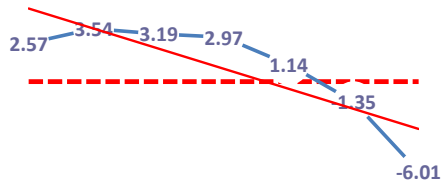
Chevron -CVX



Quacera L.L.C.

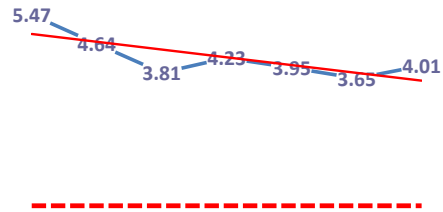
New Perspectives for Investment Decisions

CISCO Systems -CSCO



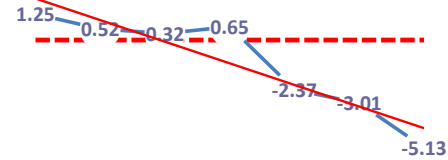
5-Jul 12-Jul 19-Jul 26-Jul 2-Aug 9-Aug 16-Aug

Coca Cola -KO



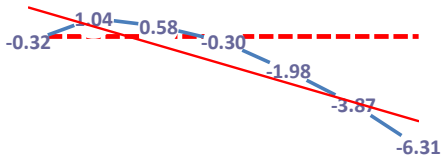
5-Jul 12-Jul 19-Jul 26-Jul 2-Aug 9-Aug 16-Aug

Dow Chemical - DOW



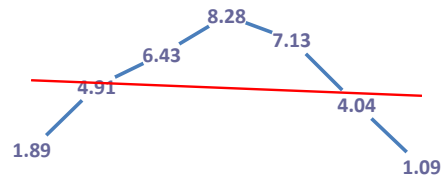
5-Jul 12-Jul 19-Jul 26-Jul 2-Aug 9-Aug 16-Aug

Exxon-XOM



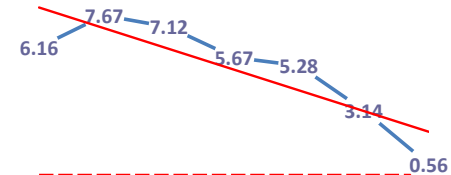
5-Jul 12-Jul 19-Jul 26-Jul 2-Aug 9-Aug 16-Aug

Goldman Sachs-GS



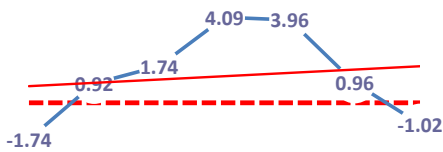
5-Jul 12-Jul 19-Jul 26-Jul 2-Aug 9-Aug 16-Aug

Home Depot -HD



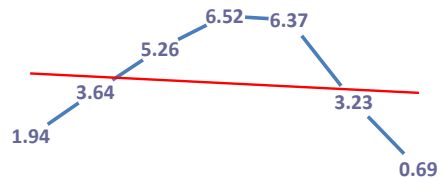
5-Jul 12-Jul 19-Jul 26-Jul 2-Aug 9-Aug 16-Aug

Intel -INTC



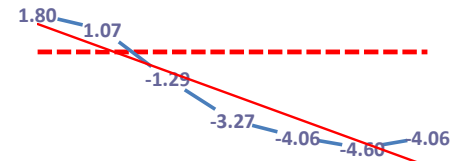
5-Jul 12-Jul 19-Jul 26-Jul 2-Aug 9-Aug 16-Aug

IBM-IBM



5-Jul 12-Jul 19-Jul 26-Jul 2-Aug 9-Aug 16-Aug

Johnson & Johnson-JNJ

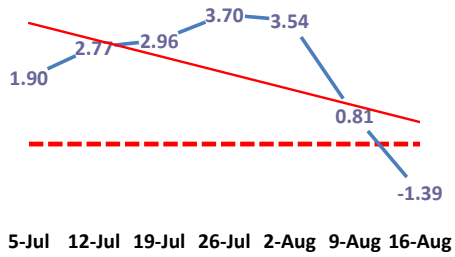


5-Jul 12-Jul 19-Jul 26-Jul 2-Aug 9-Aug 16-Aug

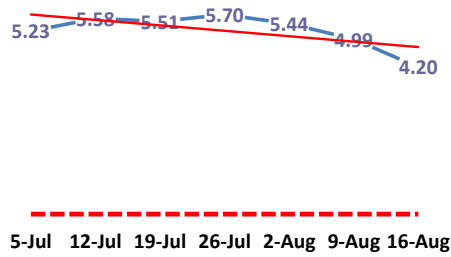
Quacera L.L.C.

New Perspectives for Investment Decisions

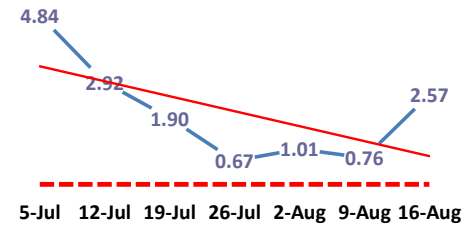
JPMorgan Chase -JPM



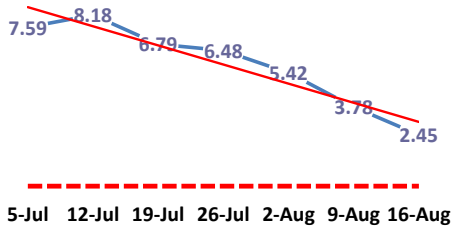
McDonalds -MCD



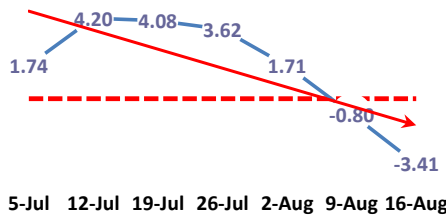
Merck -MRK



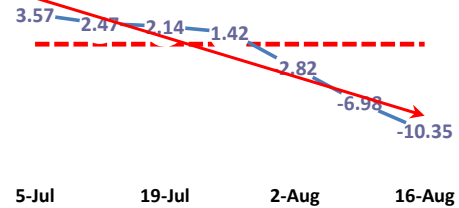
Microsoft-MSFT



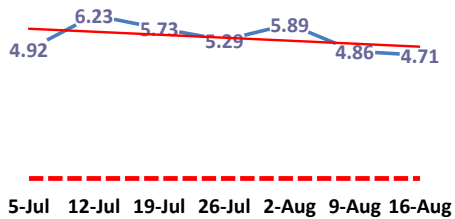
Nike-NKE



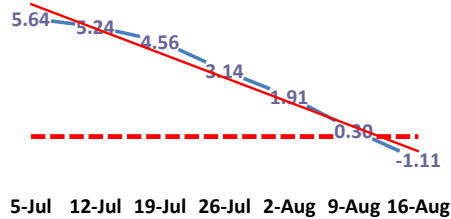
Pfizer -PFE



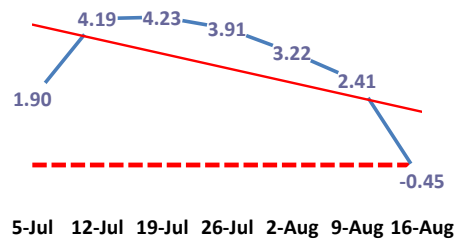
Procter & Gamble -PG



Travelers -TRV



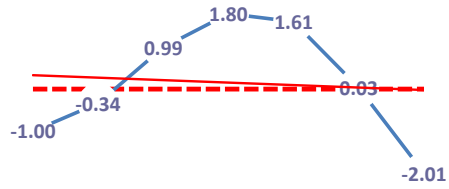
United Healthcare-UNH



Quacera L.L.C.

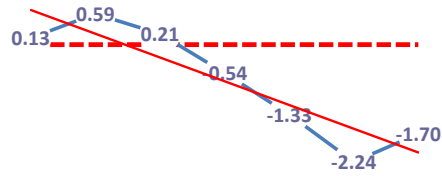
New Perspectives for Investment Decisions

United Tech-UTX



5-Jul 12-Jul 19-Jul 26-Jul 2-Aug 9-Aug 16-Aug

Verizon -VZ



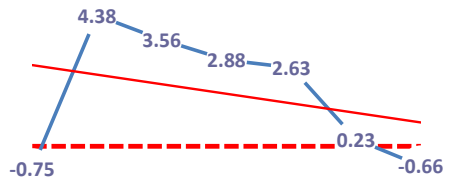
5-Jul 12-Jul 19-Jul 26-Jul 2-Aug 9-Aug 16-Aug

Visa-V




5-Jul 19-Jul 2-Aug 16-Aug

Walgreens Boots Allinace -WBA



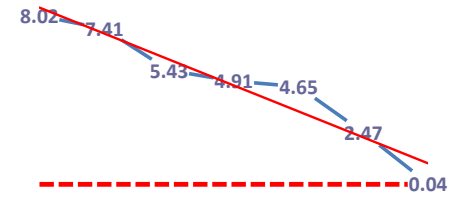
5-Jul 12-Jul 19-Jul 26-Jul 2-Aug 9-Aug 16-Aug

Wal-Mart -WMT



5-Jul 12-Jul 19-Jul 26-Jul 2-Aug 9-Aug 16-Aug

Walt Disney -DIS



5-Jul 12-Jul 19-Jul 26-Jul 2-Aug 9-Aug 16-Aug

August 16, 2019

	Symbol	15-Aug-19	16-Aug-19	Price Change	% Chg	Dow Points	Best Worse
3M Co	MMM	156.84	161.50	4.66	2.97%	31.60	31.60
American Express	AXP	122.38	124.63	2.25	1.84%	15.26	
Apple	AAPL	201.74	206.50	4.76	2.36%	32.28	32.28
Boeing	BA	328.00	330.45	2.45	0.75%	16.62	
Caterpillar Inc	CAT	115.25	116.43	1.18	1.02%	8.00	
Chevron Corp	CVX	116.95	115.81	-1.14	-0.97%	-7.73	-7.73
CISCO Systems Inc	CSCO	46.25	46.96	0.71	1.54%	4.82	
Coca Cola Co	KO	53.87	54.41	0.54	1.00%	3.66	
Dow Chemical	DOW	43.38	44.51	1.13	2.60%	7.66	
Exxon Mobil Corp	XOM	67.25	68.30	1.05	1.56%	7.12	
Walgreen Boots	WBA	49.29	50.48	1.19	2.41%	8.07	
Goldman Sachs	GS	196.18	199.42	3.24	1.65%	21.97	21.97
Home Depot	HD	201.79	203.65	1.86	0.92%	12.61	
Intel Corp	INTC	45.70	46.50	0.80	1.75%	5.43	
International Business Machine	IBM	131.92	133.76	1.84	1.39%	12.48	
Johnson And Johnson	JNJ	130.54	131.36	0.82	0.63%	5.56	
JPMorgan Chase and Co	JPM	105.20	107.72	2.52	2.40%	17.09	
McDonalds Corp	MCD	218.27	218.47	0.20	0.09%	1.36	1.36
Merck & Co Inc	MRK	83.46	85.06	1.60	1.92%	10.85	
Microsoft Corp	MSFT	133.68	136.13	2.45	1.83%	16.62	
Nike	NKE	79.51	80.28	0.77	0.97%	5.22	
Pfizer Inc	PFE	34.48	34.65	0.17	0.49%	1.15	1.15
Procter & Gamble Co	PG	117.39	119.18	1.79	1.52%	12.14	
Travelers Companies Inc	TRV	145.59	146.81	1.22	0.84%	8.27	
United Healthcare	UNH	244.25	245.69	1.44	0.59%	9.77	
United Technologies Corp	UTX	123.74	125.05	1.31	1.06%	8.88	
Verizon Communications Inc	VZ	56.30	56.65	0.35	0.62%	2.37	
Visa	V	176.27	178.23	1.96	1.11%	13.29	
Wal-Mart Stores Inc	WMT	112.69	112.99	0.30	0.27%	2.03	
Walt Disney	DIS	133.41	135.20	1.79	1.34%	12.14	
Dow Jones Industrial Average	DJIA	25579.39	25886.01	306.62	1.20%	306.62	
Component Advancing	29						
Component Declining	1						