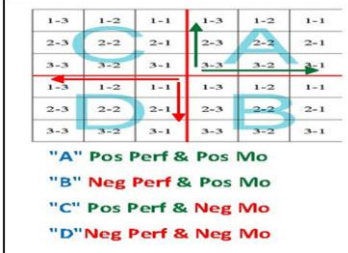


# Quacera Trend Report: EV Industry

January 8, 2021



Quadrants "A" and "D" are destination Quadrants  
 Quadrants "B" and "C" are Transition Quadrants  
 Signals are more easily reversed in transition quadrants

## Companies and ETFs

Name	Symbol	Today's Price	QPM Score	Trend	Started	Starting Price	% Change Since Start	Notes
Apple	AAPL	132.05	A3-2	Positive	30-Apr-20	73.45	79.78%	Guidance Systems
Ballard Power Systems	BLDP	28.84	A1-1	Positive	19-Nov-20	18.16	58.81%	Fuel Cell
Bloom Energy	BE	34.79	A1-1	Positive	23-Nov-20	22.08	57.56%	Fuel Cell
Borg Warner	BWA	40.29	B1-3	Positive	4-Jan-21	38.06	5.86%	Power Solutions
BYD Company Limited	BYDDY	62.71	A1-1	Positive	27-Apr-20	11.37	451.66%	Lithium Ion Battery
Cummins Inc.	CFI	234.31	B1-3	Positive	6-Jan-21	233.59	0.31%	Elec Prw Systems
Ford	F	9.00	A3-2	Positive	1-Jun-20	5.87	53.32%	Integrated Mfg
Fuel Cell Energy	FCEL	15.32	A1-1	Positive	16-Nov-20	3.75	308.53%	Fuel Cell
GM	GM	43.06	A2-2	Positive	3-Aug-20	25.64	67.94%	Integrated Mfg
Nikola	NKLA	17.75	D3-3	Negative	1-Oct-20	24.11	-26.38%	Design Elec&Hydrogen
NIO	NIO	58.92	A1-1	Positive	7-May-20	3.63	1523.14%	EV Autos -China
Panasonic Corporation	PCRFY	12.61	A1-1	Positive	4-Nov-20	9.61	31.22%	EV Systems Products
Plug Power Inc.	PLUG	53.78	A1-1	Positive	20-Apr-20	4.42	1116.63%	Hydrogen Fuel Cell Sys
Tesla	TSLA	880.02	A1-1	Positive	20-Apr-20	149.27	489.54%	EV Cars Worldwide
Workhorse Group Inc.	WKHS	25.57	A1-3	Positive	8-Jan-21	25.57	0.00%	Dresigns EV
Global X Autonomous & Electric Vehicles ETF	DRIV	26.50	A1-1	Positive	7-May-20	12.39	113.96%	ETF
SPDR S&P Kensho Smart Mobility ETF	HAIL	60.30	A1-1	Positive	7-May-20	24.61	145.05%	ETF

## MarketAverages

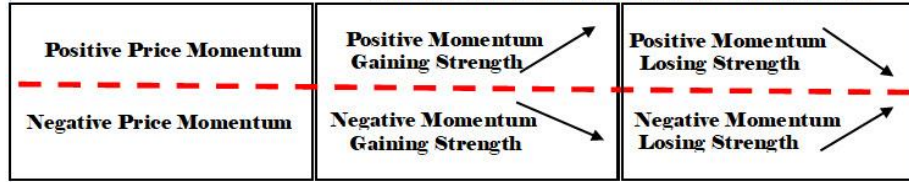
Dow Jones Industrial Average	DJIA	31097.97	A2-3	Positive	22-May-20	24465.16	27.11%
NASDAQ OTC Composite	NASDAQ	13201.98	A2-2	Positive	27-Apr-20	8730.16	51.22%
Standard & Poor's 500 Composite	SP500	3824.68	A3-3	Positive	4-May-20	2842.74	34.54%

Quacera L.L.C.  
 417 Mace Blvd Suite J #135 Davis, Ca 95618  
 530 758-9394

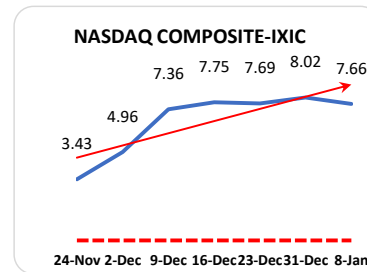
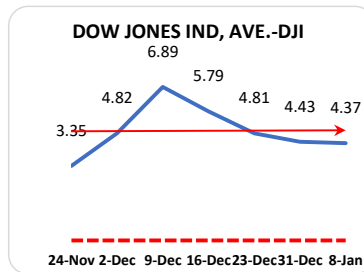
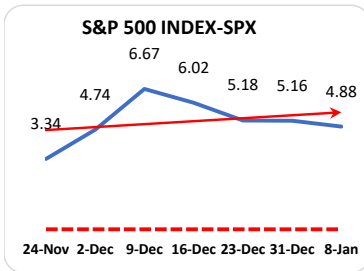
Glenn Holderreed [www.glenn@quacera.com](mailto:www.glenn@quacera.com)  
 John King [www.john@quacera.com](mailto:www.john@quacera.com)

## Quacera Daily Momentum Summary -Biotech

Charts are not to scale: The numbers are momentum values



### Averages



### EV INDUSTRY

