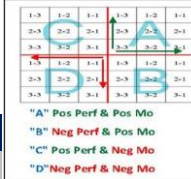


Quacera Trend Report: EV Industry

May 27, 2022

May 27, 2022

Quadrants "A" and "D" are destination Quadrants
 Quadrants "B" and "C" are Transition Quadrants
 Signals are more easily reversed in transition quadrants



Companies and ETFs									
Name	Symbol	Today's Price	QPM Score	Trend	Started	Starting Price	% Change Since Start	Notes	
Albemarle	ALB	270.92	A1-1	Positive	11-May-22	213.03	27.17%	Lithium & Bormine	
Apple	AAPL	149.64	D1-2	Negative	27-Apr-22	156.57	-4.43%	Guidance Systems	
Aptiv PLC	APTIV	104.35	D1-3	Negative	7-Jan-22	169.47	-38.43%	Auto Parts	
Arcimoto	FUV	4.10	D3-3	Negative	6-Apr-22	5.53	-25.86%	3 wheeled Evs	
Arrival	ARVL	1.81	D3-3	Negative	22-Nov-21	9.76	-81.45%	EV Buses & Vans	
Ballard Power Systems	BLDP	7.84	D3-3	Negative	21-Apr-22	9.20	-14.78%	Fuel Cell	
Blink Charging Co.	BLNK	16.79	D3-3	Negative	27-Apr-22	20.36	-17.53%	Charging System	
Bloom Energy	BE	18.28	D2-3	Negative	3-May-22	18.95	-3.54%	Fuel Cell	
BMW	BMW.DE	80.77	C3-1	Negative	23-Feb-22	91.62	-11.84%	Auto Mfg	
Borg Warner	BWA	39.73	C3-1	Negative	8-Feb-22	44.50	-10.72%	Power Solutions	
BYD Company Limited	BYDDY	69.63	A1-2	Positive	17-May-22	64.85	7.37%	Lithium Ion Battery	
BYD Company Limited	BYDDF	34.83	A1-2	Positive	17-May-22	32.40	7.51%	Battery Products	
Canoo	GOEV	3.52	D3-3	Negative	31-Dec-21	7.72	-54.40%	EV Design & Mfg	
ChargePoint Holdings	CHPT	13.45	D2-3	Negative	27-Apr-22	13.27	1.36%	Charging System	
Cummins Inc.	CMI	207.97	C3-1	Negative	15-Feb-22	222.38	-6.48%	Elec Prw Systems	
Damiler AG	DDAIF	71.00	C3-1	Negative	13-Dec-21	83.74	-15.21%	Integrated Mfg	
EnerSys	ENS	70.77	D1-2	Negative	12-Apr-22	68.51	3.30%	Stored Energy Sys	
Faraday Future Intell Electric	FFIE	3.19	D3-3	Negative	5-Apr-22	4.53	-29.58%	Design Mfg EV	
Fisker	FSR	10.75	D1-3	Negative	21-Apr-22	10.91	-1.47%	Desgin EV	
Ford	F	13.63	D2-3	Negative	9-Feb-22	18.35	-25.72%	Integrated Mfg	
Fuel Cell Energy	FCEL	4.22	D3-3	Negative	20-Apr-22	4.91	-14.05%	Fuel Cell	
General Motors	GM	38.57	D2-3	Negative	21-Jan-22	53.28	-27.61%	Integrated Mfg	
Greenland Tech Holdeings	GTEC	3.63	D3-3	Negative	7-Jan-22	6.17	-41.17%	EV Drive Train	
Hon Hai Precisioni	HNHPF	7.47	A2-3	Positive	27-May-22	7.47	0.00%	EV Driving Systems	
Hyllion Holdings	HYLN	3.58	D2-3	Negative	14-Jul-21	9.51	-62.36%	Design Elec Pwr Train	
Kandi Technologies	KNDI	2.61	D2-3	Negative	31-Mar-22	3.20	-18.44%	EV Parts	
Li Auto	LI	24.28	D1-2	Negative	20-Apr-22	23.49	3.36%	China EV SUV Mfg	
Lithium Americas	LAC	28.14	C3-3	Negative	29-Apr-22	25.16	11.84%	Lithium Deposits	
Lucid Group	LCID	19.83	D2-3	Negative	26-Jan-22	33.41	-40.65%	Auto Mfg	
Lordstown Motors	RIDE	1.99	D3-3	Negative	26-Apr-22	2.25	-11.56%	EV Trucks	
Luminar Tech	LAZR	9.90	D3-3	Negative	26-Apr-22	13.07	-24.25%	EV Compoents	



Name	Symbol	Today's		QPM		Starting		% Change		
		Price	Score	Trend	Started	Price	Since Start			
Magna Int'l	MGA	22.50	D2-3	Negative	25-Jan-22	D1-3	-40.81%		Auto Parts	
Mullen Automotive	MULN	0.97	D3-3	Negative	25-Apr-22	1.39	-30.49%		EV Distribution	
NFI Grp	NFI.TO	12.81	D2-3	Negative	12-Nov-21	26.38	-51.44%		EV Buses	
Nikola	NKLA	7.19	D2-3	Negative	27-Apr-22	7.46	-3.62%		Design Elec&Hydrogen	
NIO Ltd	NIO	16.57	D1-3	Negative	3-Dec-21	32.15	-48.46%		EV Autos -China	
Panasonic Corporation	PCRFY	9.40	C3-1	Negative	24-Nov-21	11.97	-21.45%		EV Systems Products	
Plug Power Inc.	PLUG	19.06	D2-3	Negative	3-May-22	21.54	-11.51%		Hydrogen Fuel Cell Sys	
Proterra	PTRA	6.56	D2-3	Negative	14-Dec-21	9.16	-28.38%		Commercial Evs	
QuantumScape	QS	13.31	D2-3	Negative	3-May-22	15.85	-16.03%		Lithium Ion Battery	
Rivian Automotive	RIVN	30.96	D3-3	Negative	20-Dec-21	89.98	-65.59%		EV Mfg	
Romeo Power	RMO	0.83	D3-3	Negative	2-Jul-21	7.75	-89.26%		Lithium Batteries	
Stellantis	STLA	14.80	D1-2	Negative	16-Feb-22	19.67	-24.76%		Auto Mfg	
Tesla Motors	TSLA	759.63	D1-3	Negative	5-May-22	873.28	-13.01%		EV Cars Worldwide	
Volkswagen AG	VWAGY	21.17	D1-3	Negative	12-Jan-22	31.54	-32.88%		Integrated Mfg	
Volta	VLTA	2.47	D3-3	Negative	16-Dec-21	8.25	-70.06%		Charging Stations	
Workhorse Group Inc.	WKHS	2.98	D3-3	Negative	26-Apr-22	3.07	-2.93%		Dresigns EV	
XL Fleet	XL	1.30	D3-3	Negative	14-Jul-21	6.70	-80.60%		EV Comm'l Vehicles	
Xpeng	XPEV	63.96	D2-3	Negative	25-Jan-22	38.01	-40.81%		China EV Mfg	
Global X Autonomous & Electric Vehicles ETF	DRIV	25.04	C3-2	Negative	21-Jan-22	28.33	-11.61%		ETF	
SPDR S&P Kensho Smart Mobility ETF	HAIL	40.21	D1-3	Negative	14-Dec-21	55.84	-27.99%		ETF	

MarketAverages

Dow Jones Industrial Ave.	DJIA	33212.96	D1-1	Negative	27-Apr-22	33301.93	-0.27%
NASDAQ OTC Composite	NASDAQ	12131.13	D2-3	Negative	21-Apr-22	13174.65	-7.92%
S&P 500 Composite	SP500	4158.24	C3-2	Negative	26-Apr-22	4175.20	-0.41%

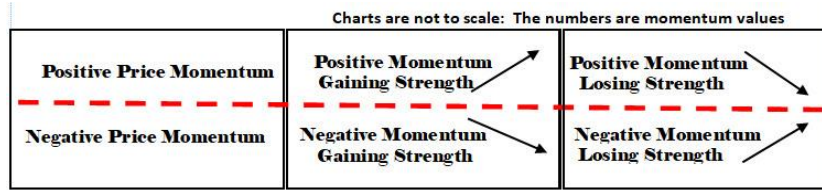
[Quacera L.L.C.](#)

417 Mace Blvd Suite J #135 Davis, Ca 95618
530 758-9394

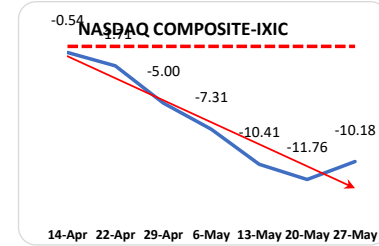
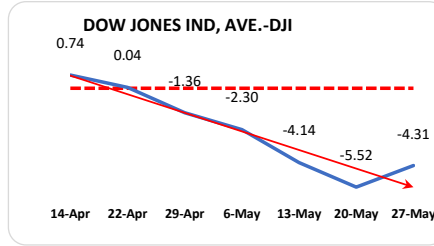
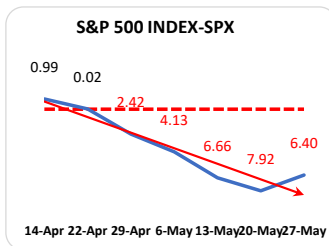
Glenn Holderreed www.glenn@quacera.com

John King www.john@quacera.com

Quacera Daily Momentum Summary -EV



Averages



EV INDUSTRY

