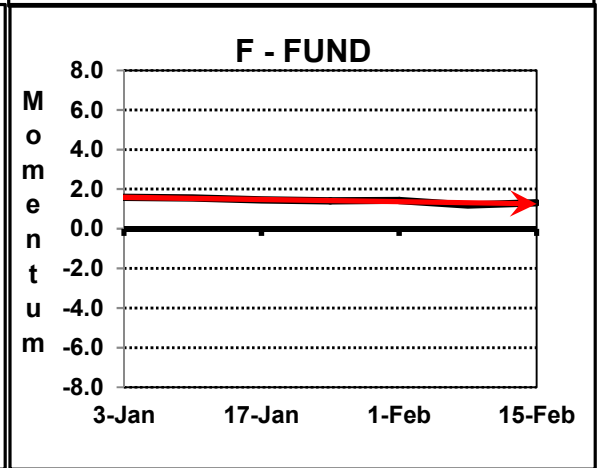
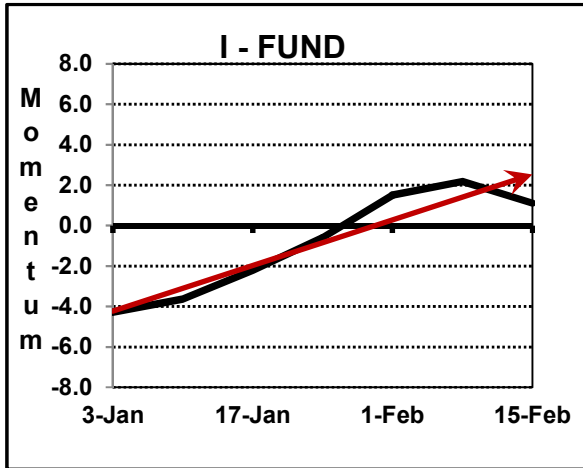
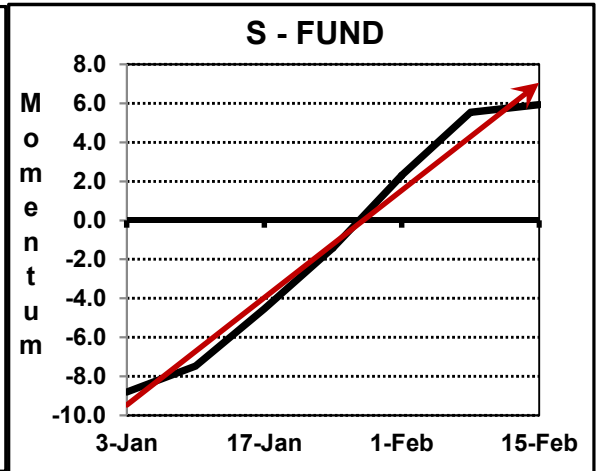
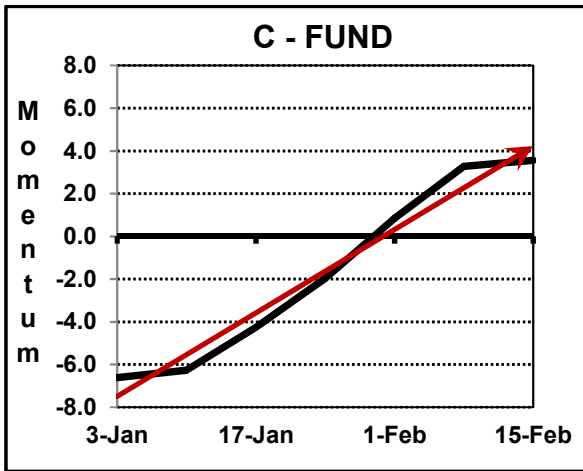


TSP Radar Early Warning Momentum

February 15, 2019



TSPRadar Daily Trend Report

February 15, 2019

<i>February 15, 2019</i>		Symbol	Today's Price	QPM Score	Trend	Trend Started	Starting Price	% Change Since Start
TSP Funds								
TSP C	TSPC	39.91	B1-3	Positive	30-Jan-19	38.49	3.68%	
TSP S	TSPS	51.27	A3-2	Positive	30-Jan-19	48.67	5.34%	
TSP I	TSPI	28.86	B1-3	Positive	29-Jan-19	28.15	2.51%	
TSP F	TSPF	18.34	A3-3	Positive	2-Dec-18	17.85	2.76%	
L Funds								
L 2030	TSPLA	31.58	A3-3	Positive	30-Jan-19	30.97	1.95%	
L 2040	TSPLB	34.33	B1-3	Positive	30-Jan-19	33.95	1.12%	
L 2050	TSPLC	19.85	B1-3	Positive	30-Jan-19	19.34	2.63%	
Market Benchmark								
Standard & Poor's 500 Composite	SP500	2775.60	B1-3	Positive	31-Jan-19	2704.10	2.64%	