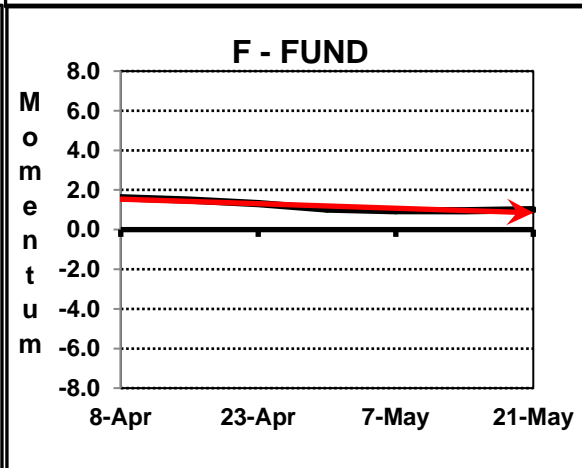
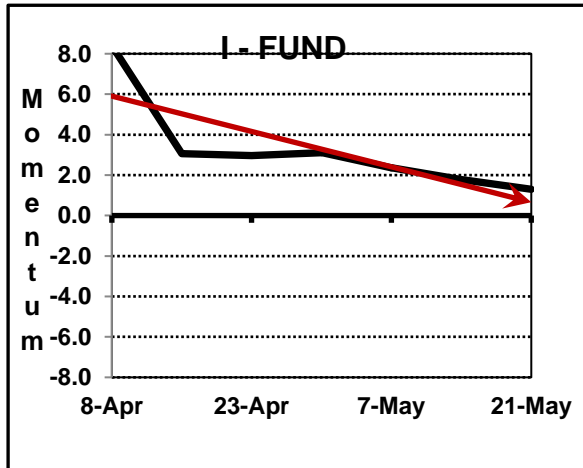
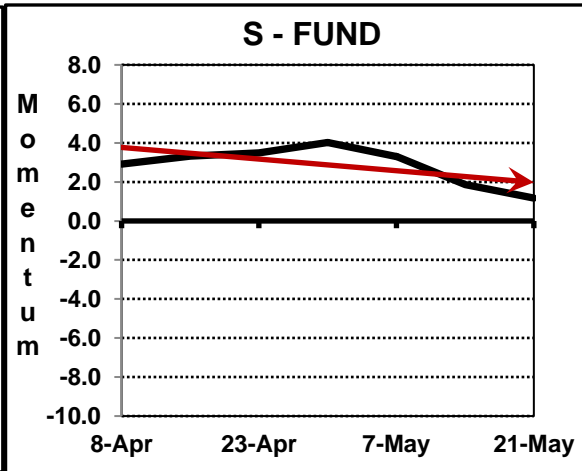
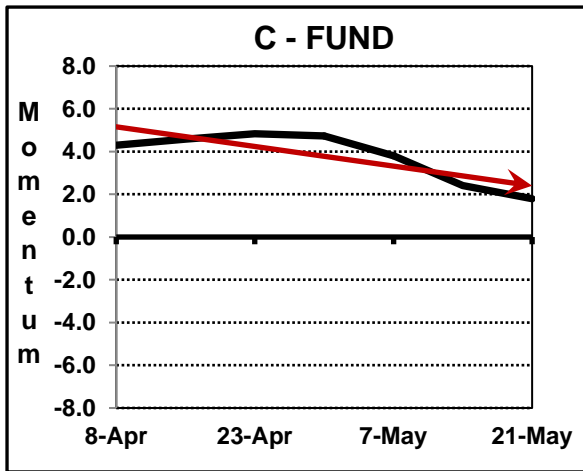


# TSP Radar Early Warning Momentum

May 21, 2019



# Quacera TSPRadar Daily Trend Report

May 21, 2019

May 21, 2019

	Symbol	Today's Price	QPM Score	Trend	Trend Started	Starting Price	% Change Since Start
<b>TSP Funds</b>							
TSP C	TSPC	41.41	A3-3	Positive	30-Jan-19	38.49	7.57%
TSP S	TSPS	51.49	A3-3	Positive	30-Jan-19	48.67	5.79%
TSP I	TSPI	29.59	A3-3	Positive	16-May-19	29.57	0.04%
TSP F	TSPF	18.76	A3-3	Positive	2-Dec-18	17.85	5.10%
<b>L Funds</b>							
L 2030	TSPLA	32.23	A3-3	Positive	30-Jan-19	30.97	4.06%
L 2040	TSPLB	35.11	A3-3	Positive	30-Jan-19	33.95	3.44%
L 2050	TSPLC	20.34	A3-3	Positive	30-Jan-19	19.34	5.16%
<b>Market Benchmark</b>							
Standard & Poor's 500 Composite	SP500	2864.36	A3-3	Positive	31-Jan-19	2704.10	5.93%