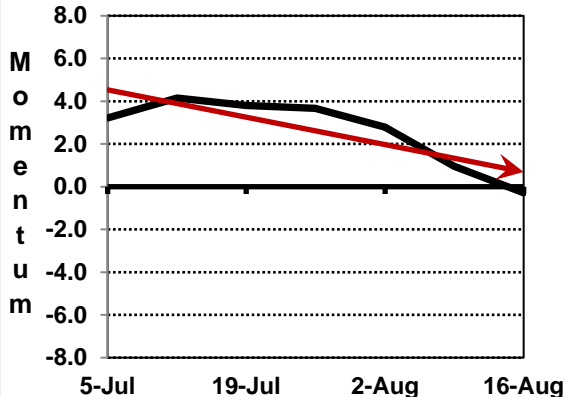


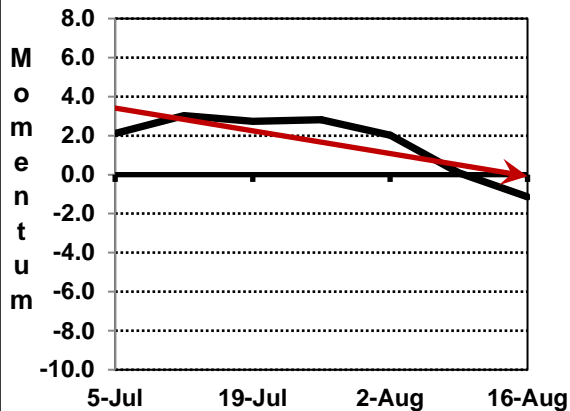
TSP Radar Early Warning Momentum

August 16, 2019

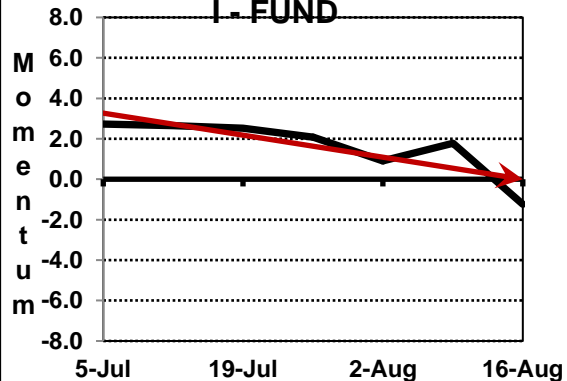
C - FUND



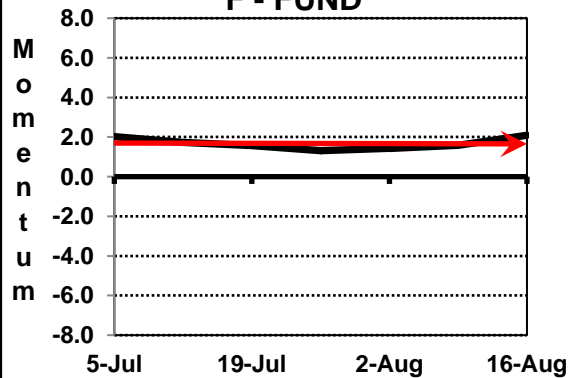
S - FUND



I - FUND



F - FUND



Quacera TSP Radar Daily Trend Report

August 16, 2019

August 16, 2019

	Symbol	Today's Price	QPM Score	Trend	Trend Started	Starting Price	% Change Since Start
TSP Funds							
TSP C	TSPC	41.96	C3-1	Negative	16-Aug-19	41.96	0.00%
TSP S	TSPS	50.93	C3-1	Negative	14-Aug-19	50.05	1.75%
TSP I	TSPI	28.89	D1-1	Negative	6-Aug-19	28.96	-0.26%
TSP F	TSPF	19.74	A3-3	Positive	2-Dec-18	17.85	10.57%
L Funds							
L 2030	TSPLA	32.38	C3-1	Negative	14-Aug-19	32.08	0.92%
L 2040	TSPLB	35.25	C3-1	Negative	14-Aug-19	34.86	1.09%
L 2050	TSPLC	20.40	C3-1	Negative	14-Aug-19	20.15	1.24%
Market Benchmark							
Standard & Poor's 500 Composite	SP500	2888.68	C3-1	Negative	15-Aug-19	2847.60	1.44%